

Rubidoux Community Services District

Board of Directors

Diana Leja, President
Leslie Altamirano, Vice-President
Bernard Murphy
John Skerbelis
Hank Trueba, Jr.

General Manager

Brian R. Laddusaw



Water Resource Management Refuse Collection Street Lights Fire / Emergency Services Weed Abatement

NOTICE AND AGENDA FOR THE RUBIDOUX COMMUNITY SERVICES DISTRICT BOARD MEETING

Thursday, June 18, 2026, at 4:00 PM

During this regular meeting of the Rubidoux Community Services District Board of Directors, members of the public will have the choice to attend and address the Board in person or attend and address the Board via Zoom.

Members of the public wanting to attend and/or address the Board virtually may do so by using the Zoom App or website for free at: <https://zoom.us/>

- Meeting ID is **994 957 9980**
- Passcode is: rcsd
- Call into the meeting number 1-669-444-9171

Only one person at a time may speak by telephone or Zoom and only after being recognized by the President of the Board.

Board packets are available for public review upon request and may also be accessed on the District's website at <https://www.rcsd.org/board-of-directors-board-meetings> under the applicable meeting date.

Closed Session: At any time during the regular session, the Board may adjourn to a closed executive session to consider matter of litigation, personnel, negotiations, or to deliberate on decisions as allowed and pursuant with the open meetings laws. Discussion of litigation is within the Attorney/Client privilege and may be held in closed session.

Authority: Government code 11126-(a) (d) (q).

ADDITIONS TO THE AGENDA

In accordance with Section 54954.2 of the Government Code (Brown Act), additions to the agenda require a two-thirds vote of the entire Board, or, if fewer than two-thirds of the members are present, a unanimous vote of those members present, making findings that there is a need to take immediate action and that the need for action came to the attention of the District subsequent to the posting of the agenda.

1. **CALL TO ORDER** – Diana Leja, President
2. **PLEDGE OF ALLEGIANCE** – General Manager
3. **ROLL CALL** – General Manager
4. **PUBLIC COMMENTS**

Members of the public are encouraged to address the Board of Directors. Anyone who wishes to speak on an item not on the published agenda must submit a comment request card to the General Manager or designee. Each speaker should begin by identifying themselves for the record and is allowed up to five minutes.

No one may give their time to a speaker during the public comment period of the meeting. It is requested that all present refrain from any action that might disrupt the orderly course of the meeting. Coarse, crude, profane, or vulgar language, or unsolicited comments from the audience, which disrupts or disturbs the Board meeting, may result in exclusion from the meeting.

The Ralph M. Brown Act, Government Code 54950, et. seq. prohibits members of the Board of Directors from taking formal action or discuss items not on the published agenda. As a result, immediate response to public comment may be limited.

5. **(4:10 PM) DM 2026-48: CLOSED SESSION** – Pursuant to Government Code Section 54956.9: Legal Counsel Status on Litigation Case No. CIVDS 1310520, City of Riverside vs. Rubidoux Community Services District
6. **CONSENT CALENDAR**

Consent Calendar items are expected to be routine and non-controversial and are to be acted upon by the Board by one motion, without discussion. If any Board member, staff member, or interested person requests that an item be removed from the Consent Calendar for further discussion, it will be moved to the first item on the Action Agenda.

- A. Approval of Minutes for June 4, 2026, Regular Meeting
- B. Consideration to Approve June 19, 2026, Salaries, Expenses and Transfers

- C. Waive the Reading of the Title and Text of All Ordinances and Resolutions Included in the Agenda
- D. **DM 2026-49:** Consider Additional Funding Authorization for Activities Commemorating the 250th Anniversary of the United States of America
- E. **DM 2026-50:** Receive and File Rubidoux Community Services District's 2026 Annual Water Supply and Demand Assessment

7. **CORRESPONDENCE AND RELATED INFORMATION**

8. **REPORTS**

- A. Operations Report
- B. Emergency and Incident Report
- C. General Manager and Staff Reports / Updates
- D. Committee Reports – None
- E. Jurupa Unified School District – Student Liaison Report

9. **ACTION / DISCUSSION ITEMS**

- A. **DM 2026-51: PUBLIC PROTEST HEARING** – Consideration to Adopt Resolution No. 2026-932, A Resolution of the Board of Directors of Rubidoux Community Services District Establishing Residential and Commercial Trash Collection Fees within the District's Service Area
- B. **DM 2026-52:** Consideration to Approve a Five (5) Year Cooperative Agreement for Fire Protection and Emergency Services with the County of Riverside
- C. **DM 2026-53: PUBLIC HEARING** – Consideration to Adopt:
 - a. Resolution No. 2026-934, A Resolution of the Board of Directors of the Rubidoux Community Services District, Adopting the 2025 Urban Water Management Plan
 - b. Resolution No. 2026-935, A Resolution of the Board of Directors of the Rubidoux Community Services District, Adopting the 2025 Water Shortage Contingency Plan
- D. **DM 2026-54:** Consider Approval of "Water for Tomorrow" School Art Contest Program
- E. **DM 2026-55:** Authorization to Purchase Granular Activated Carbon Media for Well No. 2 Treatment Facility

10. DIRECTORS COMMENTS AND REQUESTS

11. NEXT MEETING

Thursday, July 2, 2026, at 4:00 p.m.

12. ADJOURNMENT

Any person with a disability who requires a modification or accommodation in order to participate in this meeting, or any person with limited English proficiency (LEP) who requires language assistance to communicate with the Rubidoux Community Services District Board of Directors during the meeting, should contact the Rubidoux Community Services District Administrative Department, at (951) 684-7580 or admin@rcsd.org, no fewer than two (2) business days prior to this meeting to enable the Rubidoux Community Services District to make reasonable arrangements to assure accessibility or language assistance for this meeting.

DECLARATION OF POSTING

I, Brian Laddusaw, General Manager and Board Secretary to the Rubidoux Community Services District, certify that a copy of this has been posted in the District's main office, 3590 Rubidoux Blvd., Jurupa Valley, and on its website no less than seventy-two (72) hours before the start of the meeting.



Brian Laddusaw
General Manager-Secretary

4. **PUBLIC COMMENTS**

5. **(4:10 PM) DM 2026-48: CLOSED SESSION** – Pursuant to Government Code Section 54956.9: Legal Counsel Status on Litigation Case No. CIVDS 1310520, City of Riverside vs. Rubidoux Community Services District

6. **CONSENT CALENDAR**

A. Approval of Minutes for June 4, 2026, Regular Meeting

**RUBIDOUX COMMUNITY SERVICES DISTRICT
BOARD OF DIRECTORS**

**MINUTES OF REGULAR MEETING
Thursday, June 4, 2026**

DIRECTORS PRESENT: Diana Leja
Hank Trueba Jr.,
John Skerbelis
Bernard Murphy
Leslie Altamirano

STAFF PRESENT: Brian Laddusaw, General Manager
Jaclyn Makarzec, Director of Engineering
Miguel Valdez, Director of Operations
Martha Perez, Customer Services / Accounts Payable
Manager
Melissa Trujillo, Human Resources Generalist / Safety and
Facilities Coordinator

VISITORS (SIGNED IN): John Harper, RCSD Legal Counsel, Via Zoom
John Shulda, Lieutenant, Riverside County Sheriff
Ross Leja, RCSD Customer
Michael Miller., Via Zoom
Tim Voigt, Cal Fire Station 38
Michelle Starkey, Cal Fire - Office of the Fire Marshal

ITEM 1. CALL TO ORDER

The regular meeting of the Board of Directors of the Rubidoux Community Services District was called to order by President Leja at 4:00 p.m. on Thursday, June 8, 2026, held in person and via teleconference at the District's Administrative Office, 3590 Rubidoux Boulevard, Jurupa Valley, California.

ITEM 2. PLEDGE OF ALLEGIANCE – General Manager

ITEM 3. ROLL CALL – General Manager

ITEM 4. PUBLIC COMMENTS

No public comments.

ITEM 5. CONSENT CALENDAR

- A. Approval of Minutes for May 21, 2026, Regular Meeting
- B. Consideration to Approve June 5, 2026, Salaries, Expenses and Transfers
- C. **DM 2026-46**: Receive and File Statement of Cash Asset Report Ending April 2026

BOARD DELIBERATION / ACTION

Director Murphy made a motion to approve the Consent Calendar, Director Altamirano seconded the motion.

Roll Call Vote:

Ayes – 5 (Trueba, Altamirano, Murphy, Skerbelis Leja)

Noes – 0

Abstain – 0

Absent – 0

Result: Motion carried 5-0-0-0.

ITEM 6. CORRESPONDENCE AND RELATED INFORMATION – None

ITEM 7. REPORTS

A. Operations Report – None

B. Emergency and Incident Report

Chief Tim Voigt shared with the Board that, in April, there were 284 incidents, which was a decrease from the previous year. He also reported on the Bain Fire, during which 1,473 acres were burned. One firefighter and four civilians were injured. The cause of the fire is still under investigation.

Michelle Starkey (Cal Fire – Office of the Fire Marshall) also provided an update on weed abatement efforts. There are 247 vacant parcels, and 110 non-compliance cases resulted in Notices of Violation being issued. Property owners are given 30 days to comply. If compliance is not achieved, the matter moves forward to force abatement. The notice went out on the 21st with the first batch and 28 days from the second batch. The method for reinspection is driving to the site.

Director Murphy is interested in the number of parcels that received the force abatement.

C. General Manager and Staff Reports / Updates

General Manager Brian Laddusaw shared with the Board the IMPACT Summer Luncheon invitation. The luncheon is scheduled for Wednesday, July 15, from 11:00 a.m. to 3:00 p.m. He also shared photos from the Jurupa Valley groundbreaking event, followed by photos from the Library Summer event held on Wednesday, June 3. Director of Engineering Jaclyn Makarzec provided the Board with an update and stated that the cost-saving request would be provided at the next meeting.

D. Committee Reports – None

E. Jurupa Unified School District – Student Liaison Report – None

ITEM 8. ACTION / DISCUSSION ITEMS

A. DM 2026-47: CLOSED SESSION – Pursuant to Government Code Section 54956.9(d)(2): Conference with Legal Counsel – Potential Litigation (One Case)

Start at 4:17 p.m. End at 4:42 p.m.

No reportable action.

ITEM 9. DIRECTORS COMMENTS AND REQUESTS

Director Altamirano shared that the Jurupa Valley Community Pro Rodeo is scheduled for Friday and Saturday, with doors opening at 4:00 p.m. He also noted that the Jurupa Cup is scheduled for Friday through Sunday from 8:00 a.m. to 3:00 p.m.

Director Murphy commented on the AMI meter bids closing. He stated that, in the future, staff should include both bids in the Board packet. He would like to review both bids, including the individual line-item bids and the information submitted by the bidders. Specifically, he is interested in the submissions from Ferguson Waterworks, Core & Main, and Aquatrax. He will be reviewing Items 105 and 205, unit costs, and comparisons of unit costs from recent and prior bids, as well as shrinkflation. The item is tentatively scheduled to come before the Board on June 18.

Director Skerbelis commented on the street sweeper signs and their status.

Director Trueba had no comment.

Director Leja thanked staff for being available when needed.

ITEM 10. NEXT MEETING

Thursday, June 18, 2026, at 4:00 p.m.

ITEM 11. ADJOURNMENT

President Leja adjourned the meeting at 4:47 p.m.

6. **CONSENT CALENDAR** (continued)

B. Consideration to Approve June 19, 2026, Salaries, Expenses and Transfers

**RUBIDOUX COMMUNITY SERVICES DISTRICT
JUNE 18, 2026 (BOARD MEETING)
FUND TRANSFER AUTHORIZATION**

NET PAYROLL 6/19/26	103,500.00
ACH TRANSFER: FEDERAL PAYROLL TAXES 6/19/26	43,000.00
ACH TRANSFER: STATE PAYROLL TAXES 6/19/26	12,750.00
ACH TRANSFER: TO CREDIT UNION	5,000.00
ACH TRANSFER: PERS RETIREMENT	22,000.00
ACH TRANSFER: PERS HEALTH PREMIUMS	60,384.85
ACH TRANSFER: PERS RETIRED HEALTH PREMIUMS AND FEES	2,017.71
ACH TRANSFER: VSP VISION	1,188.10
ACH TRANSFER: SDRMA	3,066.62
ACH TRANSFER: COLONIAL	3,205.00
ACH TRANSFER: THE STANDARD	3,763.52
ACH TRANSFER: SECTION 125	119.22
ACH TRANSFER: SECTION 457 AND 401(A)	3,000.00

RETIREMENTS/SEPARATIONS (VACATION/SICK/HOLIDAY) 61,000.00

CHECKING ACCOUNT TRANSFERS FOR ACCOUNTS PAYABLE:

6/18/2026 WATER FUND TO GENERAL FUND-Payables	482,676.79
WATER FUND TO GENERAL FUND-Trash	209,858.40
WATER FUND TO SEWER FUND	152,932.13
 SEWER FUND TO GENERAL FUND-Payables	 271,928.59

INTERFUND TRANSFERS:

6/18/2026 LAIF SEWER OP TO SEWER FUND CHECKING	118,000.00
LAIF WASTEWATER REPLACEMENT TO LAIF SEWER OP	189,664.44
GENERAL FUND CHECKING TO LAIF PROP TAX	2,800,000.00
GENERAL FUND PROP TAX TO GENERAL FUND CHECKING	3,855,562.69
LAIF WATER ML TO LAIF WATER OPS	22,972.79
LAIF WATER OP TO WATER FUND CHECKING	100,000.00

NOTES PAYABLE

<u>DESCRIPTION</u>	<u>BALANCE</u>	<u>PAYMENT</u>	<u>DUE DATE</u>
MN Plant-State Revolving Loan	2,909,628 Prin.	148,443	Jan-26
MN Plant-State Revolving Loan	368,135 Intr.	33,655	Jan-26
2022 Obligations	2,940,803 Prin.	340,195	Jan-26
2022 Obligations	372,912 Intr.	39,813	Jan-26

AP Enter Bills Edit Report
Rubidoux Community Services District (RCSACT)
 Batch: AAABET

6/10/2026 11:16:18 AM

Page 1

Tr. #	Vendor	Inv Date	Paid Out	Immediate	Credit Card Vendor	Due Date	Discount Date	Invoice #
PO Number		Inv Date	Paid Out	Immediate	Check #	Due Date	Discount Date	Discount
GL Date	Immediate GL Account	Immediate GL Account			Credit Card	CC Reference #	Payment Date	Total Invoice
1	120 WATER, INC / 120 WATER, INC							INV012749
	LEAD AND COPPER	05/13/2026	N	N		06/13/2026	05/13/2026	\$0.00
06/18/2026					N			\$14,575.00
2	ALESHIRE & WYNDER / ALESHIRE & WYNDER							105795
	CITY RVSD APPEAL	05/21/2026	N	N		06/21/2026	05/21/2026	\$0.00
06/18/2026					N			\$1,960.60
3	AMAZON CAPIATL SERVICES / AMAZON CAPITAL SEF							1LKL-QM9R-MFMX
	STAMP/FINAL	05/19/2026	N	N		06/19/2026	05/19/2026	\$0.00
06/18/2026					N			\$10.23
4	AMAZON CAPIATL SERVICES / AMAZON CAPITAL SEF							1LDH-6GJM-HH7R
	USB	05/20/2026	N	N		06/20/2026	05/20/2026	\$0.00
06/18/2026					N			\$12.92
5	AMAZON CAPIATL SERVICES / AMAZON CAPITAL SEF							1WLR-Y33J-C4L1
	TABLET CASE	05/22/2026	N	N		06/22/2026	05/22/2026	\$0.00
06/18/2026					N			\$22.50
6	AUTOMATED GATE SERVICES, INC. / AGS							0109571
	5245 34TH REPAIRS	05/22/2026	N	N		06/22/2026	05/22/2026	\$0.00
06/18/2026					N			\$486.00
7	BEST BEST / BEST BEST & KRIEGER LLP							1061714
	WILL SERVE LETTERS	05/13/2026	N	N		06/13/2026	05/13/2026	\$0.00
06/18/2026					N			\$3,240.00
8	COUNTY OF RIVERSIDE SHERRIFF DEPARTMENT / C							SH0000050492
	APR.26" SAFE GUARD	05/19/2026	N	N		06/19/2026	05/19/2026	\$0.00
06/18/2026					N			\$439.75
9	C WELLS / C. WELLS PIPELINE MATLS, INC							SINV26-2928
	FIRE HOSE	05/26/2026	N	N		06/26/2026	05/26/2026	\$0.00
06/18/2026					N			\$1,077.50
10	ELROD / ELROD FENCE CO. INC							22204
	R&M 2100 FLEETWOOD	02/16/2026	N	N		03/18/2026	02/16/2026	\$0.00
06/18/2026					N			\$836.00
11	EXPRESS STEAMER / EXPRESS STEAMER CO.							200877
	MAIN OFC/ENG OFC	05/01/2026	N	N		06/01/2026	05/01/2026	\$0.00
06/18/2026					N			\$2,500.00
12	EXPRESS STEAMER / EXPRESS STEAMER CO.							719001
	5473 MISSION	05/18/2026	N	N		06/18/2026	05/18/2026	\$0.00
06/18/2026					N			\$400.00
13	EXPRESS STEAMER / EXPRESS STEAMER CO.							10001
	FIELD OFC COMPR CLNG	05/27/2026	N	N		06/27/2026	05/27/2026	\$0.00
06/18/2026					N			\$800.00
14	EXPRESS STEAMER / EXPRESS STEAMER CO.							10002
	JUNE 26" FIELD CLNG	05/29/2026	N	N		06/29/2026	05/29/2026	\$0.00
06/18/2026					N			\$900.00
15	FLYERS ENERGY, LLC / FLYERS ENERGY, LLC							CFS-4610731
	DIESEL	05/15/2026	N	N		06/15/2026	05/15/2026	\$0.00
06/18/2026					N			\$635.45
16	GRAINGER / GRAINGER							9922602579
	SIGNAGE	05/19/2026	N	N		06/19/2026	05/19/2026	\$0.00
06/18/2026					N			\$128.93

BM

44

AP Enter Bills Edit Report
Rubidoux Community Services District (RCSACT)
 Batch: AAABET

6/10/2026 11:16:18 AM

Page 2

Tr. #	Vendor	Inv Date	Paid Out	Immediate	Credit Card Vendor	Due Date	Discount Date	Invoice #
PO Number		Inv Date	Immediate GL Account		Check #		Payment Date	Discount
GL Date		Immediate GL Account			Credit Card	CC Reference #		Total Invoice
17	GRAINGER / GRAINGER							9924001937
SUPPLIES		05/20/2026	N	N			06/20/2026 05/20/2026	\$0.00
06/18/2026					N			\$768.54
18	GRAINGER / GRAINGER							9927902669
TOOLS		05/26/2026	N	N			06/26/2026 05/26/2026	\$0.00
06/18/2026					N			\$371.27
19	GRAINGER / GRAINGER							9927902677
SAFETY SIGNAGE		05/26/2026	N	N			06/26/2026 05/26/2026	\$0.00
06/18/2026					N			\$32.59
20	GRAINGER / GRAINGER							9927902651
3 RING BINDER		05/26/2026	N	N			06/26/2026 05/26/2026	\$0.00
06/18/2026					N			\$33.24
21	HARBOR FREIGHT / HARBOR FREIGHT							01156002
JOINT SOCKET		05/19/2026	N	N			06/19/2026 05/19/2026	\$0.00
06/18/2026					N			\$47.37
22	HARBOR FREIGHT / HARBOR FREIGHT							02169221
TOOLS		05/27/2026	N	N			06/27/2026 05/27/2026	\$0.00
06/18/2026					N			\$101.23
23	HOME DEPOT / HOME DEPOT CREDIT SERVICES							019352/7533248
TOOLS		05/19/2026	N	N			06/19/2026 05/19/2026	\$0.00
06/18/2026					N			\$681.61
24	KH METALS / KH METALS & SUPPLY							0729721-IN
PARTS		05/18/2026	N	N			06/18/2026 05/18/2026	\$0.00
06/18/2026					N			\$215.95
25	KH METALS / KH METALS & SUPPLY							0730242-IN
PARTS		05/26/2026	N	N			06/26/2026 05/26/2026	\$0.00
06/18/2026					N			\$156.02
26	LILLESTRAND / LILLESTRAND LEADERSHIP CONSUL							8292
CNSLT LADDUSAW		05/15/2026	N	N			06/15/2026 05/15/2026	\$0.00
06/18/2026					N			\$1,281.25
27	MASTER'S / MASTER'S SERVICES (GLACIER)							0000001476625
WTR BTL		05/19/2026	N	N			06/19/2026 05/19/2026	\$0.00
06/18/2026					N			\$86.50
28	MERIT OIL / MERIT OIL COMPANY							959504
GASOLINE		05/20/2026	N	N			06/04/2026 05/20/2026	\$0.00
06/18/2026					N			\$1,600.09
29	NORTHSTAR CHEMICALS / NORTHSTAR CHEMICAL							341174
SODIUM SULFITE		05/26/2026	N	N			06/26/2026 05/26/2026	\$0.00
06/18/2026					N			\$3,701.90
30	OREILLY AUTO PARTS / OREILLY AUTO PARTS							4726-190841
R&M TRUCK		05/19/2026	N	N			06/19/2026 05/19/2026	\$0.00
06/18/2026					N			\$85.67
31	OSTS,INC / Osts, Inc.							67845
RESPIRATORY TRAINING		05/14/2026	N	N			06/14/2026 05/14/2026	\$0.00
06/18/2026					N			\$1,995.00
32	RDO EQUIPMENT / RDO EQUIPMENT CO.							P5808835
DIESEL ENGINE		05/19/2026	N	N			06/19/2026 05/19/2026	\$0.00
06/18/2026					N			\$1,112.32

BM

KH

AP Enter Bills Edit Report
Rubidoux Community Services District (RCSACT)
Batch: AAABET

6/10/2026 11:16:18 AM

Page 3

Tr. #	Vendor	Inv Date	Paid Out	Immediate	Credit Card Vendor	Due Date	Discount Date	Invoice #
PO Number		Inv Date	Immediate GL Account		Check #		Payment Date	Discount
GL Date		Inv Date	Immediate GL Account		Credit Card	CC Reference #		Total Invoice
33	REDWING / REDWING SHOES							314ST-4737918
BOOTS/SALAS		05/14/2026	N	N			06/14/2026 05/14/2026	\$0.00
06/18/2026					N			\$230.00
34	ROAD READY REPAIR INC / ROAD READY REPAIR INC							1183
R&M VACTOR		05/21/2026	N	N			06/21/2026 05/21/2026	\$0.00
06/18/2026					N			\$600.00
35	RELIABLE / RELIABLE WORKPLACE SOLUTIONS							RWS26050149
COPIER USG		05/15/2026	N	N			06/15/2026 05/15/2026	\$0.00
06/18/2026					N			\$61.07
36	RELIABLE / RELIABLE WORKPLACE SOLUTIONS							RWS26050198
COPIER USG		05/15/2026	N	N			06/15/2026 05/15/2026	\$0.00
06/18/2026					N			\$600.63
37	RELIABLE / RELIABLE WORKPLACE SOLUTIONS							RWS26050174
COPIER USG		05/15/2026	N	N			06/15/2026 05/15/2026	\$0.00
06/18/2026					N			\$27.05
38	RIVERSIDE CITY / RIVERSIDE CITY							00286676.A
FY 21/22 TRTMNT		05/19/2026	N	N			06/19/2026 05/19/2026	\$0.00
06/18/2026					N			(\$44,113.26) ✓
39	RIVERSIDE CITY / RIVERSIDE CITY							00286676.B
FY 22/23 TRTMNT		05/19/2026	N	N			06/19/2026 05/19/2026	\$0.00
06/18/2026					N			\$20,032.65 ✓
40	RIVERSIDE CITY / RIVERSIDE CITY							00286676.C
FY 23/24 TRTMNT		05/19/2026	N	N			06/19/2026 05/19/2026	\$0.00
06/18/2026					N			\$23,392.18 ✓
41	RIVERSIDE CITY / RIVERSIDE CITY							00286676.D
FY 24/25 TRTMNT		05/19/2026	N	N			06/19/2026 05/19/2026	\$0.00
06/18/2026					N			\$41,099.82 ✓
42	SITEONE / SITEONE LANDSCAPE SUPPLY, LLC							166427623-001
PVC		05/19/2026	N	N			06/19/2026 05/19/2026	\$0.00
06/18/2026					N			\$175.92
43	SCAQMD / SCAQMD							4718297
REG FEE STATE		05/01/2026	N	N			06/01/2026 05/01/2026	\$0.00
06/18/2026					N			\$583.73
44	SCAQMD / SCAQMD							4721420
REG FEE STATE		05/01/2026	N	N			06/01/2026 05/01/2026	\$0.00
06/18/2026					N			\$176.41
45	SCAQMD / SCAQMD							4723302
REG FEE STATE		05/01/2026	N	N			06/01/2026 05/01/2026	\$0.00
06/18/2026					N			\$172.49
46	SCAQMD / SCAQMD							4723800
REG FEE STATE		05/01/2026	N	N			06/01/2026 05/01/2026	\$0.00
06/18/2026					N			\$172.49
47	SCAQMD / SCAQMD							4724642
PERMITS/ASSC DUES		05/01/2026	N	N			06/01/2026 05/01/2026	\$0.00
06/18/2026					N			\$172.49
48	SCAQMD / SCAQMD							4726714
PERMITS/ ASSC DUES		05/01/2026	N	N			06/01/2026 05/01/2026	\$0.00
06/18/2026					N			\$172.49

BRL

K+

AP Enter Bills Edit Report
Rubidoux Community Services District (RCSACT)
Batch: AAABET

6/10/2026 11:16:18 AM

Page 4

Tr. #	Vendor	Inv Date	Paid Out	Immediate	Credit Card Vendor	Due Date	Discount Date	Invoice #
PO Number		Inv Date	Immediate GL Account		Check #		Payment Date	Discount
GL Date		Immediate GL Account			Credit Card	CC Reference #		Total Invoice
49	SCAQMD / SCAQMD							4726717
PERMITS/ASSC DUES		05/01/2026	N	N			06/01/2026 05/01/2026	\$0.00
06/18/2026					N			\$172.49
50	SCE / SCE							26Y700158802582
WTR PMP ENERGY		05/19/2026	N	N			06/08/2026 05/19/2026	\$0.00
06/18/2026					N			\$14,261.28
51	SCE / SCE							26Y700044576190
SWR ENERGY		05/19/2026	N	N			06/08/2026 05/19/2026	\$0.00
06/18/2026					N			\$1,493.81
52	SCE / SCE							26Y700609292713
WTR PMP ENERGY		05/19/2026	N	N			06/08/2026 05/19/2026	\$0.00
06/18/2026					N			\$473.97
53	SCE / SCE							26Y700767086653
5473 UTILITY		05/19/2026	N	N			06/08/2026 05/19/2026	\$0.00
06/18/2026					N			\$219.87
54	SCE / SCE							26Y700136714571
SWR PMP ENERGY		05/20/2026	N	N			06/09/2026 05/20/2026	\$0.00
06/18/2026					N			\$3,573.07
55	SCE / SCE							26Y700179*651118
SWR PMP ENERGY		05/20/2026	N	N			06/09/2026 05/20/2026	\$0.00
06/18/2026					N			\$511.80
56	SOUTHERN TIRE MART / SOUTHERN TIRE MART							7050162204
R&M TRUCK		05/27/2026	N	N			06/27/2026 05/27/2026	\$0.00
06/18/2026					N			\$1,072.81
57	SOCAL TRUCK / SOCAL TRUCKWORKS							15931
R&M TRUCK		05/19/2026	N	N			06/19/2026 05/19/2026	\$0.00
06/18/2026					N			\$114.60
58	SOCAL TRUCK / SOCAL TRUCKWORKS							15945
R&M TRUCK		05/26/2026	N	N			06/26/2026 05/26/2026	\$0.00
06/18/2026					N			\$103.68
59	THE PRESS-ENTERPRISE / THE PRESS ENTERPRISE							4732ACF3-0017
NOTICEPUBLICATION		05/26/2026	N	N			06/26/2026 05/26/2026	\$0.00
06/18/2026					N			\$278.49
60	TOWNER / TOWNER FILTRATION							182562-001
FILTER CARTRIDGE		05/19/2026	N	N			06/19/2026 05/19/2026	\$0.00
06/18/2026					N			\$16,612.47 ✓
61	UNITED RENTALS / UNITED RENTALS, INC							262874448-001
HYDRO EXCAVATOR		05/28/2026	N	N			06/28/2026 05/28/2026	\$0.00
06/18/2026					N			\$647.42
62	UPS / UNITED PARCEL SERVICE							0000F908W2176
POSTAGE		04/25/2026	N	N			05/25/2026 04/25/2026	\$0.00
06/18/2026					N			\$25.00
63	UPS / UNITED PARCEL SERVICE							0000F908W2186
POSTAGE		05/02/2026	N	N			06/02/2026 05/02/2026	\$0.00
06/18/2026					N			\$14.98
64	UPS / UNITED PARCEL SERVICE							0000F908W2206
POSTAGE		05/16/2026	N	N			06/16/2026 05/16/2026	\$0.00
06/18/2026					N			\$2.48

BW

144

AP Enter Bills Edit Report
Rubidoux Community Services District (RCSACT)
 Batch: AAABET

6/10/2026 11:16:18 AM

Page 5

Tr. #	Vendor	Inv Date	Paid Out	Immediate	Credit Card Vendor	Due Date	Discount Date	Invoice #
PO Number		Inv Date			Check #			Discount
GL Date	Immediate GL Account				Credit Card	CC Reference #	Payment Date	Total Invoice
65	USA ALARM SYSTEMS, INC. / USA ALARM SYSTEMS							204023
2100	FLEETWOOD	05/01/2026	N	N			06/01/2026 05/01/2026	\$0.00
06/18/2026					N			\$112.00
66	VERIZON WIRELESS / VERIZON WIRELESS							6142449336
TELEPHONE		05/01/2026	N	N			06/01/2026 05/01/2026	\$0.00
06/18/2026					N			\$1,277.98
67	WATER ENVIRONMENT FEDERATION / WATER ENVIR							000491999
THOMAS 2026'DUES		05/22/2026	N	N			06/22/2026 05/22/2026	\$0.00
06/18/2026					N			\$399.00
68	WATER ENVIRONMENT FEDERATION / WATER ENVIR							000492000
MAKARZEC 2026'DUES		05/22/2026	N	N			06/22/2026 05/22/2026	\$0.00
06/18/2026					N			\$399.00
69	WEBB ALBERT A ASSOC / WEBB, ALBERT A. ASSOCI							ARIV0012521
WELL 25		04/25/2026	N	N			05/25/2026 04/25/2026	\$0.00
06/18/2026					N			\$4,780.29
70	WESTERN WATER WORKS SUPPLY COMPANY / WES							1172643-01
PARTS		05/27/2026	N	N			06/27/2026 05/27/2026	\$0.00
06/18/2026					N			\$2,941.58
71	YO FIRE / YO FIRE							2045091
PARTS		05/26/2026	N	N			06/26/2026 05/26/2026	\$0.00
06/18/2026					N			\$3,926.33
72	FNBO / FNBO							26U.7030
UTILITIES		05/22/2026	N	N			06/22/2026 05/22/2026	\$0.00
06/18/2026					N			\$855.40
73	FNBO / FNBO							26U.9701
GENERAL EXPENSE		05/22/2026	N	N			06/22/2026 05/22/2026	\$0.00
06/18/2026					N			\$135.32
74	FNBO / FNBO							26U.2550
GENERAL OFFICE EXP		05/22/2026	N	N			06/22/2026 05/22/2026	\$0.00
06/18/2026					N			\$1,241.54
75	FNBO / FNBO							26U.9011
GENERAL EXPENSE		05/22/2026	N	N			06/22/2026 05/22/2026	\$0.00
06/18/2026					N			\$129.72
76	FNBO / FNBO							26U.7872
GENERAL OFFICE		05/22/2026	N	N			06/22/2026 05/22/2026	\$0.00
06/18/2026					N			\$3,002.98
77	FNBO / FNBO							26U.3667
GENERAL OFFICE EXPEN		05/22/2026	N	N			06/22/2026 05/22/2026	\$0.00
06/18/2026					N			\$1,984.04
78	ACORN / ACORN TECHNOLOGY SERVICE							13608
JUNE 26" IT SUPT		06/01/2026	N	N			07/31/2026 06/01/2026	\$0.00
06/18/2026					N			\$7,115.61
79	AMAZON CAPIATL SERVICES / AMAZON CAPITAL SEF							1K1Y-QXPF-FJCV
DESK MIRROR		05/28/2026	N	N			06/28/2026 05/28/2026	\$0.00
06/18/2026					N			\$16.58
80	AMERICAN RENTALS / AMERICAN RENTALS							201955
BOOM LIFT RNTL		05/18/2026	N	N			06/18/2026 05/18/2026	\$0.00
06/18/2026					N			\$1,450.76

BRU

KAT

AP Enter Bills Edit Report
Rubidoux Community Services District (RCSACT)
Batch: AAABET

6/10/2026 11:16:18 AM

Page 6

Tr. #	Vendor	Inv Date	Paid Out	Immediate	Credit Card Vendor	Due Date	Discount Date	Invoice #
PO Number		Inv Date	Immediate GL Account		Check #		Payment Date	Discount
GL Date		Immediate GL Account			Credit Card	CC Reference #		Total Invoice
81	BERNELL / BERNELL HYDRAULICS, INC.							00533596
PARTS		05/28/2026	N	N			06/28/2026 05/28/2026	\$0.00
06/18/2026					N			\$304.46
82	BOBKO LAW APC / BOBKO LAW APC							240
CITY RVSD APPEAL		05/31/2026	N	N			07/01/2026 05/31/2026	\$0.00
06/18/2026					N			\$1,516.58
83	C WELLS / C. WELLS PIPELINE MATLS, INC							SINV26-2550
PARTS		04/28/2026	N	N			05/28/2026 04/28/2026	\$0.00
06/18/2026					N			\$3,301.46
84	C WELLS / C. WELLS PIPELINE MATLS, INC							SINV26-2551
PARTS		04/28/2026	N	N			05/28/2026 04/28/2026	\$0.00
06/18/2026					N			\$13,751.44
85	C WELLS / C. WELLS PIPELINE MATLS, INC							SINV26-2768
PARTS		05/19/2026	N	N			06/19/2026 05/19/2026	\$0.00
06/18/2026					N			\$2,880.61
86	C WELLS / C. WELLS PIPELINE MATLS, INC							SINV26-2823
MTR ADAPTER		05/19/2026	N	N			06/19/2026 05/19/2026	\$0.00
06/18/2026					N			\$511.13
87	C WELLS / C. WELLS PIPELINE MATLS, INC							SINV26-2824
PARTS		05/19/2026	N	N			06/19/2026 05/19/2026	\$0.00
06/18/2026					N			\$2,381.63
88	C WELLS / C. WELLS PIPELINE MATLS, INC							SINV26-3018
PARTS		05/29/2026	N	N			06/29/2026 05/29/2026	\$0.00
06/18/2026					N			\$765.03
89	C WELLS / C. WELLS PIPELINE MATLS, INC							SINV26-3019
PARTS		05/29/2026	N	N			06/29/2026 05/29/2026	\$0.00
06/18/2026					N			\$3,399.53
90	CALIFORNIA UNDERGROUND / CALIF UNDERGROUN							25-264070
DIG SAFE		06/01/2026	N	N			07/01/2026 06/01/2026	\$0.00
06/18/2026					N			\$74.46
91	DEGRAVE / DEGRAVE COMMUNICATIONS							2342
GRAPHIC DESIGN		05/29/2026	N	N			06/29/2026 05/29/2026	\$0.00
06/18/2026					N			\$2,500.00
92	EARTHISOFT INC / EARTHISOFT INC							INV001051
EARTHISOFT SOFTWARE		05/28/2026	N	N			06/28/2026 05/28/2026	\$0.00
06/18/2026					N			\$1,792.50
93	HARBOR FREIGHT / HARBOR FREIGHT							02169743
SUPPLIES		05/29/2026	N	N			06/29/2026 05/29/2026	\$0.00
06/18/2026					N			\$62.23
94	HARPER BURNS LLP / HARPER & BURNS LLP							20260601.A
MAY 26" LEGAL FEE		06/01/2026	N	N			07/01/2026 06/01/2026	\$0.00
06/18/2026					N			\$2,350.00
95	HARPER BURNS LLP / HARPER & BURNS LLP							20260601.B
CITY RVSD APPEAL		06/01/2026	N	N			07/01/2026 06/01/2026	\$0.00
06/18/2026					N			\$200.00
96	MERIT OIL / MERIT OIL COMPANY							960488
GASOLINE		05/26/2026	N	N			06/26/2026 05/26/2026	\$0.00
06/18/2026					N			\$1,394.49

BR

HT

AP Enter Bills Edit Report

Rubidoux Community Services District (RCSACT)

6/10/2026 11:16:18 AM

Batch: AAABET

Page 7

Tr. #	Vendor	Inv Date	Paid Out	Immediate	Credit Card Vendor	Due Date	Discount Date	Invoice #
PO Number		Inv Date	Immediate GL Account	Check #		Due Date	Discount Date	Discount
GL Date		Immediate GL Account		Credit Card	CC Reference #	Payment Date		Total Invoice
97	IE ALARM SYSTEMS / IE ALARM SYSTEMS							255610
MON SVC		06/01/2026	N	N		07/01/2026	06/01/2026	\$0.00
06/18/2026					N			\$404.19
98	RIVERSIDE COUNTY CDF / RIVERSIDE COUNTY CDF							235940
Q3 FY 25/26		05/21/2026	N	N		06/21/2026	05/21/2026	\$0.00
06/18/2026					N			\$795,149.89 ✓
99	SALAS / SALAS, MARCOS							20260601
CWEA MEMBERSHIP		06/01/2026	N	N		07/01/2026	06/01/2026	\$0.00
06/18/2026					N			\$370.00
100	STEPSAVER / STEP-SAVER CA.LLC							CT468486
SALT		05/26/2026	N	N		06/26/2026	05/26/2026	\$0.00
06/18/2026					N			\$4,621.62
101	STREAMLINE_DIGITAL / STREAMLINE							B89E97D4-0067
JUNE-JULY 26" WEBSIT		06/01/2026	N	N		07/01/2026	06/01/2026	\$0.00
06/18/2026					N			\$347.90
102	TRUJILLO MELISSA / TRUJILLO MELISSA							20260601
MILEAGE		06/01/2026	N	N		07/01/2026	06/01/2026	\$0.00
06/18/2026					N			\$27.62
103	UNDERGROUND SERVICE ALERT / UNDERGROUND :							520260579
DIG SAFE		06/01/2026	N	N		07/01/2026	06/01/2026	\$0.00
06/18/2026					N			\$263.70
104	VALDEZ, MIGUEL / VALDEZ, MIGUEL							202601.A
FIELD STAFF LUNCH		06/01/2026	N	N		07/01/2026	06/01/2026	\$0.00
06/18/2026					N			\$678.54
105	VALDEZ, MIGUEL / VALDEZ, MIGUEL							20260601.B
CWEA MEMBERSHIP		06/01/2026	N	N		07/01/2026	06/01/2026	\$0.00
06/18/2026					N			\$365.00
106	YO FIRE / YO FIRE							2044966
WTR REP KIT		05/18/2026	N	N		06/18/2026	05/18/2026	\$0.00
06/18/2026					N			\$1,228.35
107	ACORN / ACORN TECHNOLOGY SERVICE							13637
MICROSOFT RNWL		06/03/2026	N	N		07/31/2026	06/03/2026	\$0.00
06/18/2026					N			\$5,406.00
108	ALESHIRE & WYNDER / ALESHIRE & WYNDER							106325
CITY RVSD APPEAL		06/02/2026	N	N		07/02/2026	06/02/2026	\$0.00
06/18/2026					N			\$516.50
109	AMAZON CAPIATL SERVICES / AMAZON CAPITAL SEF							1DWX-PLJR-DTQM
SEAT COVERS		06/02/2026	N	N		07/02/2026	06/02/2026	\$0.00
06/18/2026					N			\$36.62
110	BADGER METER / BADGER METER							1808190
MTR		05/22/2026	N	N		06/22/2026	05/22/2026	\$0.00
06/18/2026					N			\$8,634.24 ✓
111	BEST BEST / BEST BEST & KRIEGER LLP							1063299
CAPACITY FEE ANALYSI		06/03/2026	N	N		07/03/2026	06/03/2026	\$0.00
06/18/2026					N			\$3,475.00
112	BEST BEST / BEST BEST & KRIEGER LLP							1063300
WILL SERVE LETTER		06/03/2026	N	N		07/03/2026	06/03/2026	\$0.00
06/18/2026					N			\$1,665.00

BN

KX

AP Enter Bills Edit Report
Rubidoux Community Services District (RCSACT)
Batch: AAABET

6/10/2026 11:16:18 AM

Page 8

Tr. #	Vendor	Inv Date	Paid Out	Immediate	Credit Card Vendor	Due Date	Discount Date	Invoice #
PO Number		Inv Date	Immediate GL Account	Check #		Due Date	Discount Date	Discount
GL Date		Immediate GL Account		Credit Card	CC Reference #	Payment Date		Total Invoice
113	CARBON ACTIVATED / CARBON ACTIVATED CORPOR							1065312
WELL 6		05/28/2026	N	N		06/28/2026	05/28/2026	\$0.00
06/18/2026					N			\$126,223.02 ✓
114	GRAINGER / GRAINGER							9935583550
BACKPACKS		06/01/2026	N	N		07/01/2026	06/01/2026	\$0.00
06/18/2026					N			\$326.25
115	LILLESTRAND / LILLESTRAND LEADERSHIP CONSUL							8304
CNSLT/LADDUSAW		05/31/2026	N	N		07/01/2026	05/31/2026	\$0.00
06/18/2026					N			\$768.75
116	OREILLY AUTO PARTS / OREILLY AUTO PARTS							4726-191154
R&M TRUCK		05/21/2026	N	N		06/21/2026	05/21/2026	\$0.00
06/18/2026					N			\$89.37
117	PENHALL CO / PENHALL CO							267385
ASPHALT CUT		05/22/2026	N	N		07/22/2026	05/22/2026	\$0.00
06/18/2026					N			\$960.19
118	SCAQMD / SCAQMD							4730939
REG FEE STATE		05/19/2026	N	N		06/19/2026	05/19/2026	\$0.00
06/18/2026					N			\$176.41
119	SCAQMD / SCAQMD							4733858
PERMITS/ASSC DUES		05/19/2026	N	N		06/19/2026	05/19/2026	\$0.00
06/18/2026					N			\$176.41
120	SCAQMD / SCAQMD							4729679
REG FEE STATE		05/19/2026	N	N		06/19/2026	05/19/2026	\$0.00
06/18/2026					N			\$1,340.00
121	SCAQMD / SCAQMD							4730384
REG FEE STATE		05/19/2026	N	N		06/19/2026	05/19/2026	\$0.00
06/18/2026					N			\$583.73
122	SCE / SCE							26U700244764992
STRT LIGHTS		06/01/2026	N	N		06/22/2026	06/01/2026	\$0.00
06/18/2026					N			\$156.37
123	THE PRESS-ENTERPRISE / THE PRESS ENTERPRISE							4732ACF3-0018
NOTICE PUBLICATION		06/02/2026	N	N		07/02/2026	06/02/2026	\$0.00
06/18/2026					N			\$328.04
124	CLA-VAL / CLA-VAL							944776
MANGANESE VESSEL		05/20/2026	N	N		06/20/2026	05/20/2026	\$0.00
06/18/2026					N			\$12,660.74 ✓
125	JULIE CRITCHFIELD / JULIE CRITCHFIELD							20260602
MILEAGE		06/02/2026	N	N		07/02/2026	06/02/2026	\$0.00
06/18/2026					N			\$59.89
126	MASTER'S / MASTER'S SERVICES (GLACIER)							0000001485358
WTR BTL		06/03/2026	N	N		07/03/2026	06/03/2026	\$0.00
06/18/2026					N			\$37.00
127	MASTER'S / MASTER'S SERVICES (GLACIER)							0000001485365
WTR BTL		06/03/2026	N	N		07/03/2026	06/03/2026	\$0.00
06/18/2026					N			\$103.00
128	THE PRESS-ENTERPRISE / THE PRESS ENTERPRISE							4732ACF3-0019
NOTICE PUBLICATION		06/04/2026	N	N		07/04/2026	06/04/2026	\$0.00
06/18/2026					N			\$349.26

BM

XX

AP Enter Bills Edit Report
Rubidoux Community Services District (RCSACT)
Batch: AAABET

6/10/2026 11:16:18 AM

Page 9

Tr. #	Vendor	Inv Date	Paid Out	Immediate	Credit Card Vendor	Due Date	Discount Date	Invoice #
PO Number		Inv Date	Immediate GL Account	Check #	CC Reference #	Due Date	Discount Date	Discount
GL Date		Immediate GL Account		Credit Card		Payment Date		Total Invoice
129	TRI-CO DISPOSAL INC / TRI-CO DISPOSAL, INC							051926-060326.A
COMM TRSH		06/04/2026	N	N		07/04/2026	06/04/2026	\$0.00
06/18/2026				N				\$54,951.71 ✓
130	TRI-CO DISPOSAL INC / TRI-CO DISPOSAL, INC							051926-060326.B
RES TRSH		06/04/2026	N	N		07/04/2026	06/04/2026	\$0.00
06/18/2026				N				\$154,906.69 ✓
131	TRI-CO DISPOSAL INC / TRI-CO DISPOSAL, INC							051926-060326.C
RCSD SHR COMM		06/04/2026	N	N		07/04/2026	06/04/2026	\$0.00
06/18/2026				N				(\$9,341.79) ✓
132	TRI-CO DISPOSAL INC / TRI-CO DISPOSAL, INC							051926-060326.D
RCSD SHR RES		06/04/2026	N	N		07/04/2026	06/04/2026	\$0.00
06/18/2026				N				(\$7,960.27) ✓
133	TRI-CO DISPOSAL INC / TRI-CO DISPOSAL, INC							051926-060326.E
BILLING FEE		06/04/2026	N	N		07/04/2026	06/04/2026	\$0.00
06/18/2026				N				(\$4,500.00) ✓
134	US POSTAGE METER CENTER, INC. / US POSTAGE M							U117218
QUADIENT /INK		05/20/2026	N	N		06/20/2026	05/20/2026	\$0.00
06/18/2026				N				\$413.23
135	XYLEM WATER / XYLEM WATER SOLUTIONS USA, INC							3556E22338
XMOOR LIFT STN PUMPS		05/15/2026	N	N		06/15/2026	05/15/2026	\$0.00
06/18/2026				N				\$19,454.16
136	XYLEM WATER / XYLEM WATER SOLUTIONS USA, INC							3556E24060
R&M SWR		05/27/2026	N	N		06/27/2026	05/27/2026	\$0.00
06/18/2026				N				\$2,629.69
137	BANDERAS GENERAL CONTRACTORS / BANDERAS (0626-02A
FLEETWOOD SEC WALL		06/04/2026	N	N		07/04/2026	06/04/2026	\$0.00
06/18/2026				N				\$20,000.00 ✓
138	AIRGAS / AIRGAS USA, LLC							5525302350
CO2 TANK		05/31/2026	N	N		07/01/2026	05/31/2026	\$0.00
06/18/2026				N				\$144.96
139	BERNELL / BERNELL HYDRAULICS, INC.							00534010
RUBBER SHEET		06/03/2026	N	N		07/03/2026	06/03/2026	\$0.00
06/18/2026				N				\$36.94
140	BOOT BARN / BOOT BARN							INV00613916
BOOTS/AGUIRRE		06/04/2026	N	N		07/04/2026	06/04/2026	\$0.00
06/18/2026				N				\$215.27
141	BOOT BARN / BOOT BARN							INV00613917
BOOTS/TEJADA		06/04/2026	N	N		07/04/2026	06/04/2026	\$0.00
06/18/2026				N				\$230.00
142	CLINICAL LABORATORY OF SAN BERNARDINO / CLIN							2600962
WTR ANALYSES		06/01/2026	N	N		07/01/2026	06/01/2026	\$0.00
06/18/2026				N				\$19,615.00 ✓
143	FLYERS ENERGY, LLC / FLYERS ENERGY, LLC							CFS-4622285
DIESEL		05/31/2026	N	N		07/01/2026	05/31/2026	\$0.00
06/18/2026				N				\$2,052.39
144	GEOTAB / GEOTAB USA, INC							IN494523
MAY.26" TRK TCKER		05/31/2026	N	N		07/01/2026	05/31/2026	\$0.00
06/18/2026				N				\$434.75

Bm

KH

AP Enter Bills Edit Report

Rubidoux Community Services District (RCSACT)

6/10/2026 11:16:18 AM

Batch: AAABET

Page 10

Tr. #	Vendor	Inv Date	Paid Out	Immediate	Credit Card Vendor	Due Date	Discount Date	Invoice #
PO Number		Inv Date	Immediate GL Account	Check #	CC Reference #	Due Date	Discount Date	Discount
GL Date		Inv Date	Immediate GL Account	Credit Card	CC Reference #	Due Date	Payment Date	Total Invoice
145	GRAINGER / GRAINGER							9937362599
TOOLS		06/02/2026	N	N		07/02/2026	06/02/2026	\$0.00
06/18/2026					N			\$893.66
146	HARRINGTON INDUSTRIAL / HARRINGTON INDUSTRI							01203906
PVC		06/02/2026	N	N		07/02/2026	06/02/2026	\$0.00
06/18/2026					N			\$3,918.97
147	MERIT OIL / MERIT OIL COMPANY							952831
GASOLINE		04/08/2026	N	N		04/23/2026	04/08/2026	\$0.00
06/18/2026					N			\$1,792.71
148	MERIT OIL / MERIT OIL COMPANY							962234
GASOLINE		06/04/2026	N	N		07/04/2026	06/04/2026	\$0.00
06/18/2026					N			\$649.72
149	NORTHSTAR CHEMICALS / NORTHSTAR CHEMICAL							342065
SODIUM SULFITE		06/04/2026	N	N		07/04/2026	06/04/2026	\$0.00
06/18/2026					N			\$4,411.17
150	OREILLY AUTO PARTS / OREILLY AUTO PARTS							4726-193893
R&M TRUCK		06/02/2026	N	N		07/02/2026	06/02/2026	\$0.00
06/18/2026					N			\$99.12
151	SCE / SCE							26U600000522796
STRT LIGHTS		06/03/2026	N	N		06/23/2026	06/03/2026	\$0.00
06/18/2026					N			\$12,653.52
152	STEPSAVER / STEP-SAVER CA.LLC							CT444522
SALT		06/03/2026	N	N		07/03/2026	06/03/2026	\$0.00
06/18/2026					N			\$4,689.13
153	WEST COAST SECURITY & PATROL / WEST COAST S							2170
MAY.26" MON SVC		05/31/2026	N	N		07/01/2026	05/31/2026	\$0.00
06/18/2026					N			\$13,344.00 ✓
154	YO FIRE / YO FIRE							2045126
COUPLING KIT		06/02/2026	N	N		07/02/2026	06/02/2026	\$0.00
06/18/2026					N			\$4,367.11
155	SCG / THE GAS COMPANY							26U01302181001
FIELD OFC UTILITY		06/05/2026	N	N		06/25/2026	06/05/2026	\$0.00
06/18/2026					N			\$16.27
156	SCG / THE GAS COMPANY							26U05925730565
FIRE STN UTILITY		06/05/2026	N	N		06/25/2026	06/05/2026	\$0.00
06/18/2026					N			\$147.00
157	SCG / THE GAS COMPANY							26U12013321489
5473 UTILITY		06/05/2026	N	N		06/25/2026	06/05/2026	\$0.00
06/18/2026					N			\$16.27
158	SCG / THE GAS COMPANY							26U17882256005
MAIN OFC UTILITY		06/05/2026	N	N		06/25/2026	06/05/2026	\$0.00
06/18/2026					N			\$89.56
159	AMAZON CAPIATL SERVICES / AMAZON CAPITAL SEF							1DWX-PLJR-3MPG
CORK BOARDS		06/02/2026	N	N		07/02/2026	06/02/2026	\$0.00
06/18/2026					N			\$32.75
160	GEOSYNTEC CONSULTANTS, INC / GEOSYNTEC CON							26-81119-06-02
GEOTECH STORM DRAIN		05/29/2026	N	N		06/29/2026	05/29/2026	\$0.00
06/18/2026					N			\$5,117.00

BM

KH

AP Enter Bills Edit Report
Rubidoux Community Services District (RCSACT)
Batch: AAABET

6/10/2026 11:16:18 AM

Page 11

Tr. #	Vendor	Inv Date	Paid Out	Immediate	Credit Card Vendor	Due Date	Discount Date	Invoice #
PO Number		Inv Date	Immediate GL Account	Check #		Due Date	Discount Date	Discount
GL Date		Inv Date	Immediate GL Account	Credit Card	CC Reference #	Due Date	Payment Date	Total Invoice
161	GEOSYNTEC CONSULTANTS, INC / GEOSYNTEC CON							26-81119-05-01
	GEOTECH SEDONA PIPEL	05/29/2026	N	N		06/29/2026	05/29/2026	\$0.00
06/18/2026					N			\$11,005.00
162	FOSTER & FOSTER CONSULTING ACTUARIES, INC / I							15847T
	GASB75	06/03/2026	N	N		07/03/2026	06/03/2026	\$0.00
06/18/2026					N			\$2,070.00
163	GEMINI GROUP CONSULTING LLC / GEMINI GROUP C							1585
	2025"MAILING CCR	05/27/2026	N	N		06/27/2026	05/27/2026	\$0.00
06/18/2026					N			\$5,231.73
164	KRIEGER & STEWART / KRIEGER & STEWART, INC.							52184
	COMMERCE PK	05/22/2026	N	N		06/22/2026	05/22/2026	\$0.00
06/18/2026					N			\$178.25
165	KRIEGER & STEWART / KRIEGER & STEWART, INC.							52190
	EMRLD RDGE 37640	05/22/2026	N	N		06/22/2026	05/22/2026	\$0.00
06/18/2026					N			\$5,199.38
166	KRIEGER & STEWART / KRIEGER & STEWART, INC.							52191
	MISSION VILLAGE	05/22/2026	N	N		06/22/2026	05/22/2026	\$0.00
06/18/2026					N			\$1,069.60
167	KRIEGER & STEWART / KRIEGER & STEWART, INC.							52192
	LAS PALMAS	05/22/2026	N	N		06/22/2026	05/22/2026	\$0.00
06/18/2026					N			\$904.30
168	KRIEGER & STEWART / KRIEGER & STEWART, INC.							52193
	WTR CNSLT	05/22/2026	N	N		06/22/2026	05/22/2026	\$0.00
06/18/2026					N			\$6,991.25
169	KRIEGER & STEWART / KRIEGER & STEWART, INC.							52194
	AMI MTR REP	05/22/2026	N	N		06/22/2026	05/22/2026	\$0.00
06/18/2026					N			\$3,979.80
170	KRIEGER & STEWART / KRIEGER & STEWART, INC.							52195
	GOLDEN WEST RESERVOI	05/22/2026	N	N		06/22/2026	05/22/2026	\$0.00
06/18/2026					N			\$18,192.50
171	KRIEGER & STEWART / KRIEGER & STEWART, INC.							52196
	RESERVOIR REPLACEMEN	05/22/2026	N	N		06/22/2026	05/22/2026	\$0.00
06/18/2026					N			\$37,760.50 ✓
172	KRIEGER & STEWART / KRIEGER & STEWART, INC.							52181
	WTR CNSLT	05/22/2026	N	N		06/22/2026	05/22/2026	\$0.00
06/18/2026					N			\$1,857.50
173	KRIEGER & STEWART / KRIEGER & STEWART, INC.							52182
	WSTE WTR CNSLT	05/22/2026	N	N		06/22/2026	05/22/2026	\$0.00
06/18/2026					N			\$235.00
174	KRIEGER & STEWART / KRIEGER & STEWART, INC.							52183
	PRETRTMNT	05/22/2026	N	N		06/22/2026	05/22/2026	\$0.00
06/18/2026					N			\$176.25
175	KRIEGER & STEWART / KRIEGER & STEWART, INC.							52185
	EMRLD RDGE 36947	05/22/2026	N	N		06/22/2026	05/22/2026	\$0.00
06/18/2026					N			\$29,495.20
176	KRIEGER & STEWART / KRIEGER & STEWART, INC.							52186
	LIMONITE CROSSING	05/22/2026	N	N		06/22/2026	05/22/2026	\$0.00
06/18/2026					N			\$17,560.85

Bm

KH

6. **CONSENT CALENDAR** (continued)

C. Waive the Reading of the Title and Text of All Ordinances and Resolutions Included in the Agenda

6. **CONSENT CALENDAR** (continued)

- D. **DM 2026-49**: Consider Additional Funding Authorization for Activities Commemorating the 250th Anniversary of the United States of America

Rubidoux Community Services District

Board of Directors

Diana Leja, President
Leslie Altamirano, Vice-President
Bernard Murphy
John Skerbelis
Hank Trueba Jr.

General Manager

Brian R. Laddusaw



Water Resource Management Refuse Collection Street Lights Fire / Emergency Services Weed Abatement

DIRECTORS MEMORANDUM 2026-49

June 18, 2026

To: Rubidoux Community Services District
Board of Directors

Subject: Consider Additional Funding Authorization for Activities Commemorating the 250th Anniversary of the United States of America

BACKGROUND:

On May 21, 2026, the Rubidoux Community Services District (“District”) Board of Directors (“Board”) considered participation in activities commemorating the 250th Anniversary of the United States of America, nationally recognized as the Semiquincentennial of the Declaration of Independence. Following discussion, the Board authorized a budget of \$2,000 to support development and implementation of related commemorative materials and outreach efforts.

Since that time, staff has worked with the District's graphic designer and has further developed potential applications for the District's participation in the United States 250th Anniversary commemoration. These efforts include implementation of approved commemorative branding and logo elements across District communications, outreach materials, digital platforms, and limited promotional items intended to recognize this national milestone.

Discussion:

As implementation efforts have progressed, staff has identified additional opportunities to enhance the District's participation in activities commemorating the 250th Anniversary of the United States of America. These efforts include continued graphic design services, production of outreach materials, updates to District communication platforms, employee recognition items, and other limited commemorative materials intended to support public awareness and engagement related to this national observance.

Attachment 1

Based upon the refined scope of work, staff estimates that the previously authorized budget may be insufficient to fully implement the planned activities. Accordingly, staff is requesting authorization to increase the project budget by an additional \$2,000, resulting in a total project budget of \$4,000.

The proposed increase would provide flexibility to complete the planned activities in a manner consistent with the Board's direction and the significance of the United States 250th Anniversary commemoration.

Budget Considerations

The Board previously authorized a budget of \$2,000 for District participation in activities commemorating the 250th Anniversary of the United States of America. Staff is requesting authorization to increase the project budget to \$4,000.

Importantly, this request does not seek any new funding or an increase to the District's overall Fiscal Year 2025|2026 General Fund Budget. Rather, staff is requesting authorization to utilize existing budget capacity already approved by the Board within the General Fund.


As the District is currently in June, the final month of Fiscal Year 2025|2026, staff reviewed available appropriations and identified approximately \$5,500 remaining in the Miscellaneous Expense account. Based on anticipated year-end expenditures, staff does not expect any significant additional costs to be charged to this account during the remainder of the fiscal year.

Accordingly, staff recommends allocating the full \$4,000 for District participation in the United States 250th Anniversary commemoration to the Miscellaneous Expense account. The account has sufficient available capacity to accommodate the expenditure, and the proposed allocation can be made entirely within the District's existing Board-approved Fiscal Year 2025|2026 General Fund Budget without requiring any additional funding.

RECOMMENDATION:

Authorize an additional \$2,000 for District participation in activities commemorating the 250th Anniversary of the United States of America, increasing the total authorized project budget from \$2,000 to \$4,000, and authorize utilization of available appropriations within the Fiscal Year 2025|2026 General Fund Budget Miscellaneous Expense account to fund the initiative.

Respectfully,



BRIAN R. LADDUSAW, CPA
General Manager

Attachment(s):

1. FY 2025|2026 General Fund Budget (Page 1) & YTD General Fund Budget (Page 2)

Rubidoux Community Services District General Fund Budget

	Actual YTD April 2025	Annual Budget 2024/2025 ⁽¹⁾	Projected Year End 2024/2025	Favorable (Unfavorable) Variance	Audited 2023/2024	Adopted Budget 2025/2026
Operating Income						
1 Plan Check & Inspection	\$ 22,220	\$ 18,000	\$ 26,664	\$ 8,664	\$ 14,320	\$ 27,000
2 Permits & Licenses	3,078	3,000	3,694	694	3,247	4,000
3 Administrative Allocation Fire Fund	55,500	111,000	111,000	-	89,000	107,000
4 Administrative Allocation Trash Fund	318,000	636,000	636,000	-	508,000	616,000
5 Administrative Allocation Water Fund	606,000	1,212,000	1,212,000	-	967,000	1,174,000
6 Administrative Allocation Sewer Fund	360,500	721,000	721,000	-	576,000	698,000
Total Operating Income	1,365,298	2,701,000	2,710,358	9,358	2,157,567	2,626,000
Other Income						
7 Rental Income	-	-	-	-	1,913	-
8 Interest Income	347,640	407,000	417,168	10,168	447,701	417,000
9 Miscellaneous Income: General	4,998	33,000	5,998	(27,002)	24,769	6,000
10 Street Light Charges	-	1,000	-	(1,000)	1,423	-
11 Interest Income: Non-Operational	109,103	88,000	130,924	42,924	143,108	131,000
12 Loan Proceeds - Bldg.	-	-	-	-	119,470	-
Total Other Income	461,741	529,000	554,090	25,090	738,384	554,000
TOTAL GENERAL REVENUE	\$1,827,039	\$3,230,000	\$3,264,448	\$34,448	\$2,895,951	\$3,180,000
Operating Expense						
13 R & M Vehicles	\$ 121	\$ 1,000	\$ 146	\$ 854	\$ 811	\$ 1,000
14 Main/Lease Equipment	6,311	6,000	7,574	(1,574)	6,910	8,000
15 R & M Office Building	39,203	38,000	47,044	(9,044)	75,711	48,000
16 General Supplies & Expenses	63,717	63,000	76,460	(13,460)	76,314	79,000
17 Utilities	23,835	28,000	28,602	(602)	29,070	29,000
18 Postage Expense: General	29,277	35,000	35,133	(133)	38,014	36,000
19 Telephone: General	9,784	15,000	11,741	3,259	17,782	12,000
20 Office Supplies: General	14,735	13,000	17,682	(4,682)	15,138	18,000
21 Dues & Subscriptions	27,064	8,000	32,476	(24,476)	16,626	33,000
22 Licenses & Permits	517	1,000	620	380	1,178	1,000
23 Clothing Expense	740	1,000	889	111	-	2,000
24 Mileage & Conference Expense	1,252	7,500	1,503	5,997	1,266	10,000
25 Human Resources Development	-	1,000	-	1,000	-	1,000
26 Gasoline Expense	6,128	6,000	7,353	(1,353)	5,691	8,000
27 General Insurance	10,716	24,000	12,859	11,141	22,594	24,000
28 Attorney Fees	16,583	17,000	19,900	(2,900)	21,875	20,000
29 Publication of Public Notices	5,332	5,000	6,399	(1,399)	4,357	7,000
30 Miscellaneous Expense	9,480	4,000	11,376	(7,376)	37,152	10,000
31 Consulting Fee: Labor	17,522	25,000	21,027	3,973	18,075	25,000
32 Consulting Fee: Administrative Oversight	4,830	12,500	5,796	6,704	14,274	5,000
33 Consulting Fee: Communication / Outreach	-	10,000	-	10,000	3,000	5,000
34 Consulting Fee: Financial	-	10,000	-	10,000	-	50,000
35 Consulting Fee: District Strategic Plan	22,743	30,000	27,291	2,709	-	-
36 Auditors Fees	35,100	35,000	35,100	(100)	33,165	36,000
37 Website Administration	4,473	5,000	5,368	(368)	5,964	7,000
38 Computer System Support	121,092	147,900	145,311	2,589	96,189	150,000
39 Computer Misc. and Hardware	18,312	47,000	21,974	25,026	6,014	30,000
40 Employee Education and Training	18,177	25,000	21,812	3,188	20,779	20,000
41 Annexation Work	9,743	-	11,691	(11,691)	28,213	-
Total Operating Expense	516,788	620,900	613,127	7,773	596,164	675,000

Rubidoux Community Services District (RCSACT)

Classified Budget Revenue & Expense Report

GF FUND - General Fund Budget

Current : 7/1/2025 to 6/30/2026

YTD : 7/1/2025 to 6/30/2026

6/9/2026 12:36:41 PM

Page 2

	Year To Date Actual	Year To Date Budget	% Var (Over)/Under
4999.999.0.01 Transfers In	\$0.00	\$0.00	0.00%
8010.000.0.01 Developer EDU Fees: Income	\$0.00	\$0.00	0.00%
8090.000.0.01 Interest Income: Non-Operatnl	\$128,927.80	\$131,000.00	1.58%
Total Other Revenues	\$618,990.64	\$554,000.00	(11.73%)
Expenses			
5620.000.0.01 R & M Vehicles	\$633.85	\$1,000.00	36.62%
5630.000.0.01 Main/Lease Equipment	\$7,360.11	\$8,000.00	8.00%
5645.000.0.01 R & M Office Building	\$64,710.76	\$48,000.00	(34.81%)
5650.000.0.01 General Office Expenses	\$81,827.36	\$79,000.00	(3.58%)
5655.000.0.01 Clothing Expense	\$294.55	\$2,000.00	85.27%
5660.000.0.01 Utilities	\$26,988.97	\$29,000.00	6.93%
5664.000.0.01 Postage Expense:Gnrl	\$40,662.78	\$36,000.00	(12.95%)
5670.000.0.01 Telephone:Gnrl	\$19,851.03	\$12,000.00	(65.43%)
5675.000.0.01 Office Supplies:Gnrl	\$11,871.64	\$18,000.00	34.05%
5680.000.0.01 Dues & Subscriptions	\$35,301.80	\$33,000.00	(6.98%)
5685.000.0.01 Licenses & Permits	\$0.00	\$1,000.00	100.00%
5690.000.0.01 Mileage & Conference Expense	\$2,838.43	\$10,000.00	71.62%
5695.000.0.01 Employee Education & Training	\$36,003.23	\$20,000.00	(80.02%)
5700.000.0.01 Gasoline Expense	\$5,766.42	\$8,000.00	27.92%
5710.000.0.01 General Insurance	\$24,547.07	\$24,000.00	(2.28%)
5825.000.0.01 Attorney Fees	\$22,849.55	\$20,000.00	(14.25%)
5858.000.0.01 Publication of Public Notices	\$2,559.32	\$7,000.00	63.44%
5860.000.0.01 Miscellaneous Expense	\$4,294.40	\$10,000.00	57.06%
5865.000.0.01 Consulting Fee: Labor	\$27,365.03	\$25,000.00	(9.46%)
5865.001.0.01 Consulting Fee: Administrative Oversight	\$0.00	\$5,000.00	100.00%
5865.002.0.01 Consulting Fee: Communications/Outreach	\$720.00	\$5,000.00	85.60%
5865.003.0.01 Consulting Fee: Leppa LLC	\$0.00	\$0.00	0.00%
5865.004.0.01 Consulting Fee: Financial	\$0.00	\$50,000.00	100.00%
5865.005.0.01 Consulting Fee: District Strategic Plan	\$1,425.65	\$0.00	0.00%
5875.000.0.01 Auditors Fees	\$34,000.00	\$36,000.00	5.56%
5880.000.0.01 Website Administration	\$3,826.90	\$7,000.00	45.33%
5885.000.0.01 Computer System Support	\$87,113.60	\$150,000.00	41.92%
5887.000.0.01 Computer Misc and Hardware	\$34,006.15	\$30,000.00	(13.35%)
5910.000.0.01 District Awards Dinner	\$0.00	\$0.00	0.00%
7030.101.0.01 Annexation Work	\$0.00	\$0.00	0.00%
7030.104.0.01 General Manager Vehicle	\$0.00	\$0.00	0.00%
Total Expenses	\$576,818.60	\$674,000.00	14.42%
Other Expenses			
5090.000.0.01 Admin Bldg-Interest Expense	\$34,239.04	\$35,000.00	2.17%
5102.000.0.01 Street Light Expense	\$126,145.76	\$122,000.00	(3.40%)
5665.000.0.01 Equipment (OFC) Replacement	\$5,000.00	\$5,000.00	0.00%
6000.000.0.01 Principal Expense	\$146,283.69	\$146,500.00	0.15%

6. **CONSENT CALENDAR** (continued)

- E. **DM 2026-50: Receive and File Rubidoux Community Services District's 2026 Annual Water Supply and Demand Assessment**

Rubidoux Community Services District

Board of Directors

Diana Leja, President
Leslie Altamirano, Vice-President
Bernard Murphy
John Skerbelis
Hank Trueba Jr.

General Manager

Brian R. Laddusaw



Water Resource Management Refuse Collection Street Lights Fire / Emergency Services Weed Abatement

DIRECTORS MEMORANDUM 2026-50

June 18, 2026

To: Rubidoux Community Services District
Board of Directors

Subject: Receive and File Rubidoux Community Services District's 2026 Annual Water Supply and Demand Assessment

BACKGROUND:

The Rubidoux Community Services District ("District") is required to submit a yearly Annual Water Supply and Demand Assessment ("AWSDA") by July 1, in accordance with the Water Code Section 10632.1. The AWSDA reviews existing and projected demands to determine if supply is sufficient in a one-year dry condition.

District staff worked with SA Associates ("SA") to review both potable and non-potable supply and consumption data for Fiscal Year ("FY") 2025|2026. Supply and consumption data for June 2026 was not available during the preparation of the AWSDA and as such, data from June 2025 was used instead.

To estimate future demands for FY 2026|2027, a climate change factor for a single dry year from the District's Draft 2025 Urban Water Management Plan ("UWMP") and an average annual growth rate from the Draft 2025 UWMP were applied to each water use sector. Additionally, in accordance with the District's Draft 2025 Water Shortage Contingency Plan, the District coordinated with Jurupa Community Services District ("JCSD") to estimate JCSD's potential demand for purchases over FY 2026|2027. The District also coordinated with Western Municipal Water District (Watermaster for the groundwater basin) to confirm that there are no pumping limitations in a dry year condition for FY 2026|2027.

The results of the AWSDA show that the District expects to meet the water demands with sufficient existing supply through FY 2026|2027 given one-year dry conditions, and no shortages or augmentation actions are required. Pursuant to the Water Code, the District will file the AWSDA by July 1, 2026.

RECOMMENDATION:

Staff recommends that the Board of Directors receive and file the Rubidoux Community Services District's 2026 Annual Water Supply and Demand Assessment. The Assessment is provided for informational purposes and will be filed with the California Department of Water Resources by July 1, 2026, in accordance with Water Code Section 10632.1.

Respectfully,



BRIAN R. LADDUSAW, CPA
General Manager

Attachment(s):

1. Draft – AWSDA Reporting Tables 1 – 5 (*to be made available on the District's website, rcsd.org, on June 12, 2026*)


7. **CORRESPONDENCE AND RELATED INFORMATION**

- A. Article from Press-Enterprise: *Composting Colossus Rising in Mojave Desert*

Composting colossus rising in Mojave Desert

\$90 million, 140-acre site is getting ready to accept organic waste from a large swath of SoCal this fall











BY PAT MAIO

PMAIO@SCNG.COM

Waste hauler Republic Services is preparing to open one of the nation's largest composting and mulch processing facilities in El Mirage, a tiny Mojave Desert community where the Joshua trees outnumber the people.

When it opens this fall, the \$90 million organics processing facility will help Southern California communities meet the state's green waste reduction requirements.

The operation is under construction on a dairy farm along Sheep Creek Road that once boasted a herd of more than 2,000 cows, with some scales and loafing sheds for cattle still standing.

The dairy farm folded nearly two decades ago when the original owner realized the land was more valuable by selling the water rights to a local government entity overseeing a region thirsty for water. That entity — the Phelan Pinon Hills Community Services District — eventually flipped the land to a struggling compost operator, Circle Green Inc., before the property changed hands yet again with new owner Republic entering the picture in late 2024.

The fully permitted Republic facility is about a 15-minute drive north of Phelan, the biggest town off State Route 138, a major scenic east-west highway that stretches along the northern fringe of the San Gabriel Mountains.

Circle Green owner Kevin Sutton, who runs a compost and mulching operation in Ontario, told the Southern California News Group that he became stretched too thin financially to transform the El Mirage site into an environmentally compliant composting site, so he sold the former Meadowbrook Dairy Farm to the deep-pocketed Republic.

He also had other problems to deal with.

In recent years, the 119-square-mile El Mirage valley has been the focus of drug raids and anti-gang activities. Shards of plastic sheets still blow in the remote areas where hundreds of illegal marijuana greenhouses were destroyed by law enforcement authorities in major busts.

"It was like the Wild, Wild West out there on the El Mirage land," Sutton recalled. "There were hundreds of people living there, working in pop-up greenhouses to grow marijuana. They were bathing in these ponds on the site that were filled by water trucks. They were like slave workers. It was quite remarkable that it was actually happening here in our backyard, and no one seemed to care because it's out in the middle of nowhere."

The sparsely populated desert area has seen its fair share of illegal dumping for decades, with lawsuits filed by activists in state and federal courts to stop the practice.

Photos and videos provided by Sutton to SCNG show extensive dumping of all kinds of waste ranging from metal bars and tires to mounds of wood and organics along dirt roads extending into the desolate desert.

At the end of one such littered-road adjacent to the Republic property is the Awakening Ranch, a faith-based recovery and rescue mission. Last week, multiple “private property” signs were seen posted on a fence surrounding the ranch where a Rottweiler roamed.

“It’s a much nicer place now,” said Rick Christensen, a board member with the Wrightwood Community Service District, who was sipping a cup of coffee at the nearby Starbucks in Phelan. “I can remember years ago feeling a little uncomfortable and not wanting to get off the main road. Nowadays, I might describe it as a whole lot of nothing.”

There is renewed interest in the area.

Near the El Mirage dry lake a few miles north of Republic’s green waste operation, General Atomics Aeronautical Systems is building an 85,000-square-foot hangar at El Mirage Field, a private airfield the San Diego-based drone maker leases, and where it plans to test remotely piloted aircraft that provide spy and surveillance capabilities for the military.

“I see the arrival of Republic as a good thing for the town,” said Don Bartz, general manager of the Phelan Pinon Hills Community Services District, which oversees utility and park services within a 150-square-mile jurisdiction area that includes El Mirage. “There’s going to be some jobs created, and that is definitely one of the things there’s a shortage out here.”

Republic hopes to hire about 40 workers when the facility opens in the fall, and process 300,000 tons of green and food waste per year, with the capability to double that amount in years to come, said Chris Seney, director of organics operations with Republic. “It’ll be our largest in California.”

Seney explained that a massive network already exists to collect the organics from homes and businesses before being brought to El Mirage. Garbage trucks in communities throughout Orange, Los Angeles and San Bernardino counties will fan out to take the green waste initially to transfer stations where they’ll be sorted from nonorganic items. Some of these stations are in Anaheim, Compton, Huntington Beach and Long Beach.

When the El Mirage operation is ready, most of the food scraps and other organics will be hauled there, where the waste can be processed on a large scale.

This is all big business for Republic.

The Phoenix-based company with a market capitalization of \$62 billion is the nation’s second-largest waste disposal and environmental services provider — behind Houston-based Waste Management, now known as WM, with its market cap of \$85 billion.

Billionaire Bill Gates is the largest investor in Republic Services. Through his Cascade Investment LLC, Gates owned roughly 36% of the company as of Feb. 20, 2026, according to financial analytics tracker Fintel.

Why green waste?

Why is Republic building the new compost site?

Sorting green waste — food scraps and yard trimmings — keeps it out of landfills, where it rots and releases methane, a potent greenhouse gas, according to Seney.

Instead, the organic material is composted into nutrient-rich soil that's free of pathogens and dangerous bacteria.

At Republic's El Mirage facility — referred to as the "San Bernardino Sustainability Park" — trucks carrying the organics from the transfer stations will be weighed when they arrive.

This is when the magic begins.

The organics then get separated from hazardous materials before they are scraped into heaps into the "positive aerated static pile compost" facilities being built. The facilities are each roughly the size of two football fields. More are planned in coming years when the operation doubles in size.

A key aspect of the aerated compost facilities are mechanical blowers built underneath the concrete-lined, carved-out areas where air is pushed upward through ductwork emptying into in the heaps of organic waste above. Because the pile remains unturned during the decomposition phase, the aeration phase creates compost quickly and minimizes odors.

The food scraps, which can include banana peels, watermelon rinds, and fruit and vegetable slices, are eventually broken down into compost in a few months or less. That's the nutrient-rich mulch that could end up being bagged by a landscaper, sold at a local nursery or big-box retailer, or hauled back to cities where they could be distributed for free, Seney explained.

Republic also has completed digging out a channel of flood control ponds in the rear of the 140-acre property, with 60 acres dedicated to the compost operations.

To the west of the ponds, TSG Containers is running a pop-up yard where Walmart sent hundreds of containers in late 2020 through 2022 to alleviate congestion in the ports of Long Beach and Los Angeles due to pandemic-era shifts in consumer buying and labor shortages. The lease on that yard expires within the next few years — returning to Republic the purchased land to build more aerated compost facilities, according to Seney.

He said some of the property that the company bought could continue to grow alfalfa for local farmers. A few irrigation pivots — automated agricultural watering systems consisting

of a long pipe suspended on wheeled towers — were left behind on the property by the old Meadowbrook dairy farm.

It's the law

Republic is building this organics processing facility because a state law, Senate Bill 1383, went into effect four years ago that mandates the diversion of 75% of all food and organic waste away from landfills. It's why residents put food scraps and plant trimmings into a green waste container instead of the usual black trash bins.

California must annually manage about 17 million tons of organics to meet the law's targets, according to CalRecycle spokesman Lance Klug. This means that the state needs about 8 million tons of additional processing capacity, which can come from expanding existing facilities, upgrading wastewater treatment plants, or building new facilities, he said.

U.S. food waste is estimated to be 30% to 40% of the food supply, and Californians throw away 5 million to 6 million tons of food waste annually, according to the California Department of Agriculture.

Cities and towns that fail to divert the food and organics from landfills risk fines up to \$10,000 a day. Homeowners also can receive stiff fines of hundreds of dollars and have warning tags placed on their containers if they don't comply with the law.

Republic is working with dozens of cities — ranging from Brea, Costa Mesa, Fullerton, Seal Beach, Fountain Valley, Yorba Linda and Newport Beach in Orange County to Alhambra, El Segundo, La Cañada Flintridge, Lawndale, Rolling Hills, Rosemead and San Fernando in L.A. County.

Republic also has contracts to supply compost with cities in most of San Bernardino County. WM has a lock on cities in Riverside County and parts of Orange County.

Not all consumers are on board with the food scrap separation ritual — an indication of the tough sell of educating the public about compliance with the state law.

"I don't compost. I have not committed to the process. I know it's the right thing to do. Would I do it if I committed the time to separate the trash? It's a bit of a commitment and a habit that I have to develop," said Brea resident Tom Johnson. "I'm not politically opposed to committing to this."

Some of the compost is returned to cities for free, but it depends on the local franchise agreement and community programs. These are typically offered through annual community giveaway events in cities such as Carlsbad, Fremont, Fullerton and San Diego, and scheduled drop-off hubs or direct home delivery. Mulch requests can be made through the Frank R. Bowerman Landfill in Irvine, Prima Deshecha Landfill in San Juan Capistrano

and the Olinda Alpha Landfill in Brea, according to the Orange County Waste and Recycling Department.

Anaheim resident and retired landscaper Mario Corona says he has followed the new protocol in his city since it was implemented four years ago.

“One of my pet peeves is that I separate the garbage for them, wheel the bins to the curb and they charge me,” complained Corona of his monthly garbage bill. “If the compost comes back to the homeowner, do I have to buy it back? That’s just insane. Why buy our own trash?”

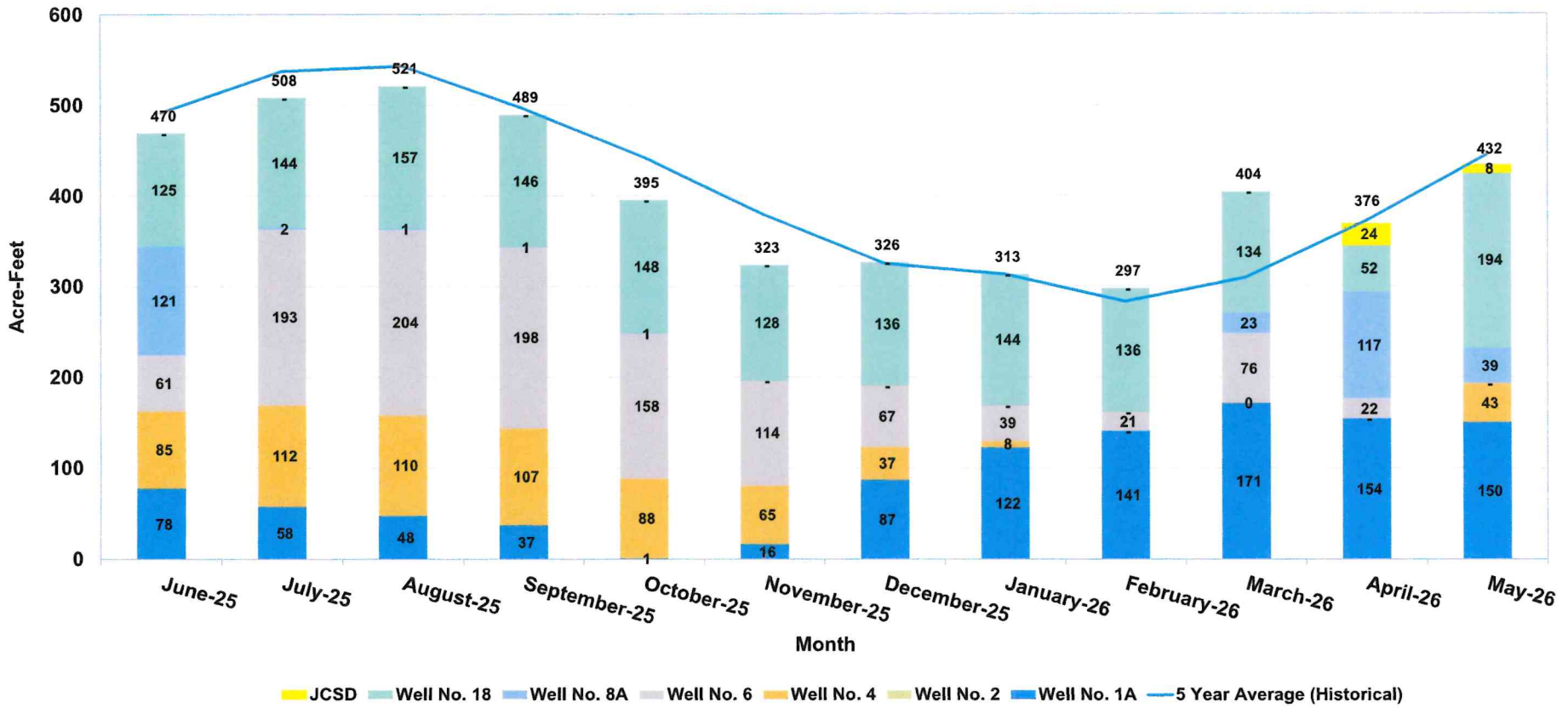
Corona mistakenly concluded that he must buy back the compost from Anaheim. The city offers up to 60 gallons of compost for free from giveaway events — the latest took place at Angel Stadium of Anaheim in March. See LANDFILL on Page A14

8. REPORTS

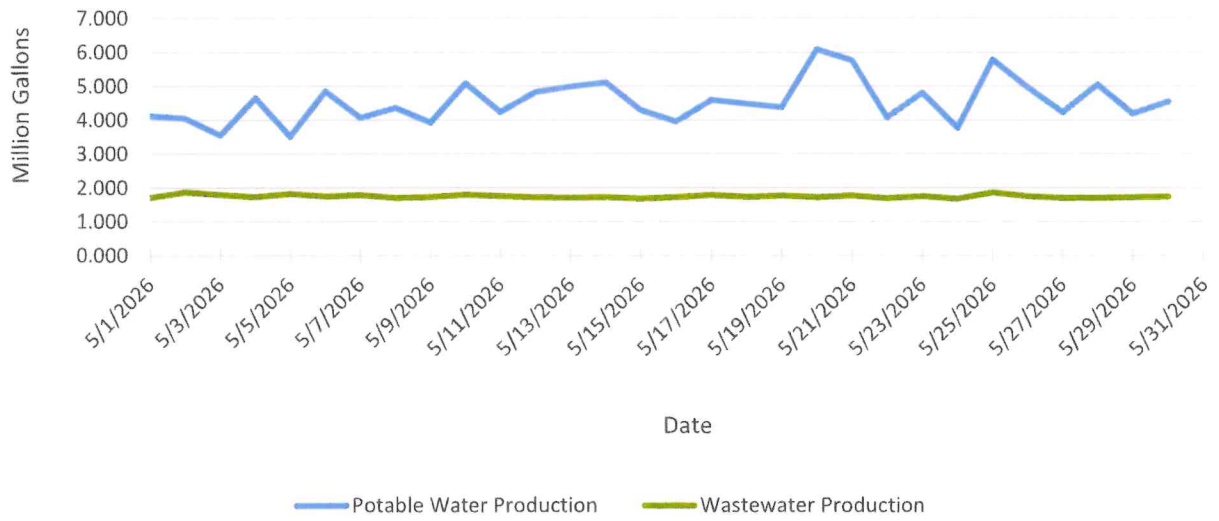
A. Operations Report

POTABLE WATER PRODUCTION REPORT (ACRE-FEET)

2026 Calendar Year

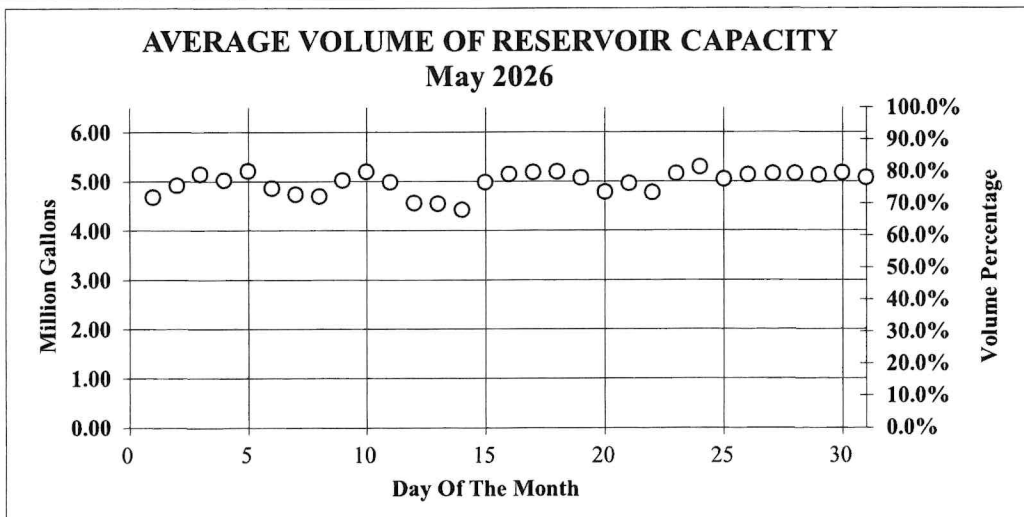


Potable Water & Wastewater Comparison May 2026



RUBIDOUX COMMUNITY SERVICES DISTRICT Reservoir Capacity Report

CAPACITY	ATKINSON SYSTEM		HUNTER SYSTEM		WATER AVAILABLE (Gallons)*	PERCENTAGE OF TOTAL CAPACITY
	2,000,000	3,000,000	425,000	1,000,000		
DATE	ATKINSON	WATSON	HUNTER I	PERRONE		
5/1/2026	73.7	68.2	81.2	81.2	4,678,457	72.8%
5/2/2026	78.9	74.6	78.9	77.4	4,923,517	76.6%
5/3/2026	82.8	77.7	81.8	80.7	5,142,048	80.0%
5/4/2026	80.6	75.7	80.0	79.2	5,016,226	78.1%
5/5/2026	85.0	79.5	80.4	78.7	5,211,546	81.1%
5/6/2026	78.0	72.6	77.9	78.9	4,859,390	75.6%
5/7/2026	74.6	69.3	79.8	81.5	4,726,067	73.6%
5/8/2026	73.6	68.7	80.4	81.8	4,692,395	73.0%
5/9/2026	81.1	76.5	78.2	77.2	5,020,498	78.1%
5/10/2026	84.6	79.6	77.9	78.2	5,193,665	80.8%
5/11/2026	80.3	74.3	79.7	80.7	4,982,113	77.5%
5/12/2026	70.7	65.5	82.4	82.5	4,553,956	70.9%
5/13/2026	71.3	66.0	80.7	79.5	4,543,994	70.7%
5/14/2026	68.2	63.2	80.2	81.7	4,416,753	68.7%
5/15/2026	78.9	75.0	80.3	80.8	4,978,501	77.5%
5/16/2026	83.5	78.5	79.2	78.8	5,148,635	80.1%
5/17/2026	83.2	78.0	81.9	83.1	5,182,795	80.7%
5/18/2026	83.8	78.5	80.0	82.6	5,197,826	80.9%
5/19/2026	81.4	76.1	80.6	82.2	5,074,694	79.0%
5/20/2026	75.6	70.8	79.1	80.8	4,779,314	74.4%
5/21/2026	79.0	74.3	80.3	80.7	4,955,813	77.1%
5/22/2026	75.7	70.9	79.4	78.7	4,765,808	74.2%
5/23/2026	82.6	78.0	80.8	81.8	5,152,938	80.2%
5/24/2026	85.1	80.1	82.2	83.4	5,289,888	82.3%
5/25/2026	81.2	76.6	79.0	79.2	5,050,190	78.6%
5/26/2026	82.8	77.6	79.4	81.0	5,133,230	79.9%
5/27/2026	82.8	78.2	79.7	81.7	5,158,447	80.3%
5/28/2026	83.3	78.3	79.4	80.3	5,156,127	80.3%
5/29/2026	82.5	77.4	80.2	80.4	5,118,075	79.7%
5/30/2026	84.3	79.9	77.2	76.1	5,172,004	80.5%
5/31/2026	81.6	76.5	79.4	79.9	5,063,105	78.8%



* The total capacity of all District reservoirs is 6,425,000 gallons.



Chemical Deliveries

May 2026

- Sodium Bisulfite 25%
 - Delivered to: Thompson Plant
 - Quantity: 3,034 gallons
- Morton NSF Certified White Crystal Salt
 - Delivered to: Smith Plant
 - Quantity: 25 tons
- Sodium Hypochlorite 12.5% (Liquid Chlorine)
 - Delivered to: Thompson Plant, Smith Plant, & Well 8
 - Quantity: 3,823 gallons

8. **REPORTS** (continued)

B. Emergency and Incident Report



Rubidoux Community Services District

CAL FIRE / Riverside County Fire Department

May '26 Monthly Report

Department's Core Values

Leadership | Competence | Integrity | Safety | Customer Service



Incident Statistics



May 1, 2026 – May 31, 2026



Fire & Medical Incident Statistics

False Alarm	22	7.0%
Medical	228	72.8%
Other Fire	11	3.5%
Other Misc	4	1.3%
Public Service Assist	12	3.8%
Res Fire	1	0.3%
Ringling Alarm	1	0.3%
Standby	2	0.6%
Traffic Collision	26	8.3%
Vehicle Fire	1	0.3%
Wildland Fire	5	1.6%
Total:	313	100.0%

Total Incidents

- 313 incidents
- 4.7-minute average response time
- 69.0 % under 5-minute response

Station	Incidents
Pedley – Stn. 16	8
West Riverside – Stn. 18	16
Rubidoux – Stn. 38	287
May 2026 Incidents	Increase
313	25 - Calls

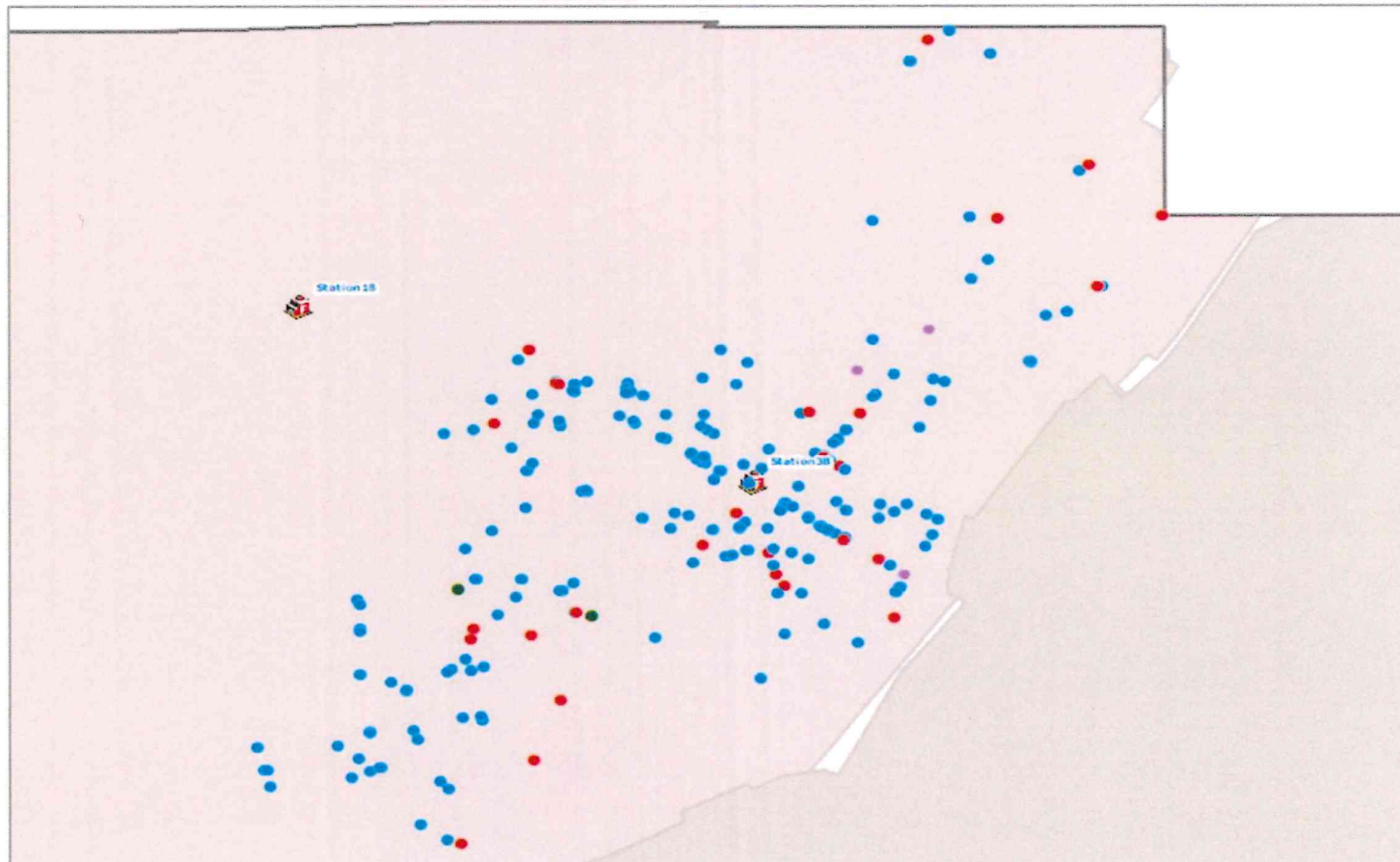


Incident Response Map

Total Incidents = 313

Legend

- Fire
- Hazard
- Haz Mat
- Medical
- Other Misc.
- PSA
- Riverside County
- ▨ Reservations
- 🚒 Fire Stations
- 🎰 Casinos






Office of the Fire Marshal



<i>Activity</i>	<i>Total</i>
Total Number of Plan Reviews Completed	0
Plan Review Turnaround Time (<i>Goal is 15 Days</i>)	0
Total Number of Construction Inspections Conducted	0
Inspection Turnaround Time (<i>Goal is within 3 Days of Contact</i>)	0
Total Number of Annual Fire Inspections Conducted (<i>Including Reinspections</i>)	14
Number of Weed Abatement Inspections Performed	247
Total Number of Weed Abatement NOV's Issued*	110
Planning & Development Meetings Attended	0
Planning & Development Cases Reviewed	0
Special Event Meetings	0
Special Event Inspections	1
Complaints	1
850 Inspections (Department of Social Services Fire Clearance for new facilities)	0
School Inspections	0
Training	2
Fire Watch Implemented	0

*Weed abatement notices were issued on 5/21/26 (63 notices) and 5/28/26 (47 notices)



Thank you

Division Chief
Tim Voigt
Tim.Voigt@fire.ca.gov

Battalion Chief
Bryson Keener
Bryson.Keener@fire.ca.gov

Battalion Chief
Eric Sauerwein
Eric.Sauerwein@fire.ca.gov

Department's Core Values
Leadership | Competence | Integrity | Safety | Customer Service

8. **REPORTS** (continued)

C. General Manager and Staff Reports / Updates

8. REPORTS (continued)

D. Committee Reports – None

8. **REPORTS** (continued)

E. Jurupa Unified School District – Student Liaison Report

9. ACTION / DISCUSSION ITEMS

- A. **DM 2026-51: PUBLIC PROTEST HEARING** – Consideration to Adopt Resolution No. 2026-932, A Resolution of the Board of Directors of Rubidoux Community Services District Establishing Residential and Commercial Trash Collection Fees within the District's Service Area

Rubidoux Community Services District

Board of Directors

Diana Leja, President
Leslie Altamirano, Vice-President
Bernard Murphy
John Skerbelis
Hank Trueba Jr.



General Manager

Brian R. Laddusaw

Water Resource Management Refuse Collection Street Lights Fire / Emergency Services Weed Abatement

DIRECTORS MEMORANDUM 2026-51

June 18, 2026

To: Rubidoux Community Services District
Board of Directors

Subject: **PUBLIC PROTEST HEARING** – Consideration to Adopt Resolution No. 2026-932, A Resolution of the Board of Directors of Rubidoux Community Services District Establishing Residential and Commercial Trash Collection Fees within the District's Service Area

BACKGROUND:

On April 16, 2026, pursuant to Director's Memorandum ("DM") 2026-29 (Attachment 1), the Board of Directors ("Board") considered proposed Fiscal Year ("FY") 2026|2027 solid waste rates and authorized staff to initiate the Proposition 218 process for the purpose of establishing updated solid waste collection and disposal costs effective July 1, 2026.

As part of that action, the Board:

1. Reviewed the proposed FY 2026|2027 solid waste rate adjustments;
2. Authorized staff to initiate the Proposition 218 process, including preparation and distribution of required notices;
3. Established June 18, 2026, as the date for the Public Protest Hearing; and
4. Directed staff to return with a Resolution for consideration following completion of the Public Protest Hearing.

The proposed rates reflect contractual service cost adjustments payable to Burrtec Waste Industries, Inc. ("Burrtec"), pass-through disposal and processing costs established by the County of Riverside, ongoing State-mandated SB 1383 compliance costs, and District administrative costs associated with management of the solid waste enterprise.

The proposed FY 2026|2027 rate schedule is attached to Resolution No. 2026-932 as Exhibit “A” (Attachment 2).

Budget Considerations

The Solid Waste Enterprise Fund is intended to operate on a cost-recovery basis, with revenues generated from customer rates sufficient to cover the cost of contracted collection services, pass-through disposal and processing fees, State-mandated program requirements, and District administrative oversight.

The proposed FY 2026|2027 solid waste rates reflect:

- Contractual service cost adjustments payable to Burrtec pursuant to the District's agreement;
- Pass-through landfill, recycling, and mixed organics processing costs established by the County of Riverside;
- Ongoing compliance costs associated with Senate Bill 1383 (SB 1383); and
- District administrative costs necessary to manage and oversee the solid waste enterprise.

More than 90 percent of the District’s solid waste customers are residential customers. Historically, the 90-gallon residential barrel has served as the primary benchmark when evaluating overall rate adjustments. For FY 2026|2027, the monthly rate for a residential customer with a 90-gallon barrel is proposed to increase from \$38.92 to \$40.65, an increase of \$1.73 per month, or 4.45 percent.

The detailed cost breakdown is provided in Table 1 below.

TABLE 1				
Cost Component	Current	Proposed		
	FY 25 26	FY 26 27		
	(\$)	(\$)	(\$)	(%)
CPI (3.28%)	\$ 18.21	\$ 18.81	\$ 0.60	3.29%
Landfill tipping fee	\$ 9.54	\$ 9.81	\$ 0.27	2.83%
Recycling	\$ 2.37	\$ 2.44	\$ 0.07	2.95%
Mixed Organics	\$ 5.90	\$ 6.66	\$ 0.76	12.88%
SB 1383 Admin Fee	\$ 0.90	\$ 0.93	\$ 0.03	0.00%
RCSD Admin Fee	\$ 2.00	\$ 2.00	\$ -	0.00%
Total	\$ 38.92	\$ 40.65	\$ 1.73	4.45%

As shown in Table 1, the proposed increase is primarily attributable to contractual service cost adjustments, pass-through disposal and processing fees, and ongoing State-mandated program requirements. The District’s administrative fee remains unchanged at \$2.00 per month.

The proposed residential rates have been developed in accordance with Amendment No. 3 to the District’s refuse collection agreement with Burrtec, which requires that the District’s comparable residential rate not exceed the City of Jurupa Valley’s rate by more than two percent. Additional discussion regarding the City of Jurupa Valley’s pending rate consideration is provided later in this memorandum.

Based upon current projections, the proposed rates are anticipated to generate sufficient revenue to support FY 2026|2027 operating expenditures of the Solid Waste Enterprise Fund while maintaining the fund in a near break-even position. Adoption of Resolution No. 2026-932 will establish the rates necessary to recover anticipated costs associated with providing solid waste services throughout the District.

Proposition 218 Compliance

Proposition 218 establishes procedural requirements for the adoption of property-related service charges, including solid waste collection fees. These requirements include:

- Mailing written notice to affected property owners and tenants at least 45 days prior to the Public Protest Hearing;
- Providing the basis upon which the proposed fees are calculated;
- Providing the reason for the proposed fees;
- Providing the date, time, and location of the Public Protest Hearing; and
- Conducting a Public Protest Hearing prior to adoption of the proposed rates.

Pursuant to Board direction, Proposition 218 notices were mailed on April 29, 2026. The notices were mailed more than 45 days prior to tonight's Public Protest Hearing and included all information required under Proposition 218. Copies of the mailed notice and affidavit of mailing are included as attachments to this memorandum (Attachment 3).

The Proposition 218 notice specified that protests must be submitted in writing in order to be counted toward the majority protest determination. Although Proposition 218 does not expressly address electronic submissions, the District will accept emailed written protests provided they (1) clearly identify the property owner or customer, (2) identify the service address or parcel/account, (3) clearly state opposition to the proposed rates, and (4) are received prior to the close of the hearing.

While interested persons may provide verbal comments during the Public Protest Hearing, verbal comments do not constitute valid protests for purposes of Proposition 218 and will not be included in the protest tally. This clarification was included in the District's 2026 Proposition 218 notice to ensure consistency with written protest requirements and to provide a clear and administratively verifiable process for tabulating protests. This process has been reviewed and confirmed by District General Counsel.

A total of 8,789 notices were mailed to affected property owners and tenants. Proposition 218 requires a majority protest, defined as 50 percent plus one of the affected property owners subject to the proposed fee. Accordingly, 4,396 valid protests would be required to defeat the proposed rate adjustment.

As of the preparation of this memorandum, the District has received 2 written protests (Attachment 5). At the conclusion of tonight's Public Protest Hearing, all valid written protests received prior to the close of the hearing will be tabulated (Attachment 6). If the number of valid written protests does not constitute a majority protest, the Board may proceed with adoption of Resolution No. 2026-932.

Although not required by Proposition 218, notice of tonight’s potential adoption of Resolution No. 2026-932 was published in the *Press-Enterprise*, posted on the District’s website, and made available for public inspection at the District’s front counter.

City of Jurupa Valley Rate Consideration

Pursuant to Amendment No. 3 of the District’s agreement with Burrtec, the District’s comparable residential rate for the 90-gallon barrel may not exceed the City of Jurupa Valley’s corresponding rate by more than two percent.

The City of Jurupa Valley is scheduled to consider its FY 2026|2027 solid waste rates at a Special City Council meeting on June 25, 2026, following the District’s Public Protest Hearing.

Based on preliminary information provided by Burrtec, the proposed District residential rates have been developed in anticipation of compliance with the contractual rate comparison requirement. However, because Jurupa Valley’s rates will not be finalized until June 25, 2026, staff may make minor administrative adjustments to the residential rate schedule prior to implementation on July 1, 2026, if necessary to ensure continued compliance with Amendment No. 3.

Commercial and industrial rates are not subject to the City of Jurupa Valley rate comparison provision and would not be affected by any action taken by the City Council.

Should any adjustment be required, staff will coordinate with Burrtec and return to the Board as appropriate.

RECOMMENDATION:

The General Manager recommends that the Board of Directors take the following actions:

1. Conduct the Public Protest Hearing and direct staff to tabulate all valid protests received.
2. If a majority protest does not exist, adopt Resolution No. 2026-932, A Resolution of the Board of Directors of Rubidoux Community Services District Establishing Residential and Commercial Trash Collection Fees within the District's Service Area.

Respectfully,



BRIAN R. LADDUSAW, CPA
General Manager

Attachment(s):

1. DM 2026-29 with Attachment 1
2. Resolution No. 2026-932 with Exhibit "A"
3. Proposition 218 Notice (English and Spanish) and Proof of Mailing
4. Notice of Public Hearing
5. Written Protests
6. Mailing/Protest Tally

Attachment 1

Rubidoux Community Services District

Board of Directors

Diana Leja, President
Leslie Altamirano, Vice-President
Bernard Murphy
John Skerbelis
Hank Trueba Jr.

General Manager

Brian R. Laddusaw



Water Resource Management Refuse Collection Street Lights Fire / Emergency Services Weed Abatement

DIRECTORS MEMORANDUM 2026-29

April 16, 2026

To: Rubidoux Community Services District
Board of Directors

Subject: Consideration to Approve Solid Waste Rate Increases for FY 2026|2027 and Authorize Staff to Prepare and Set Solid Waste Public Protest Hearing Pursuant to Proposition 218

BACKGROUND:

On January 8, 2008, the Rubidoux Community Services District (“District”) Board of Directors (“Board”) entered into an agreement titled “Contract Services Agreement for Refuse Collection, Disposal, and Recycling Services in the Rubidoux Community Services District” (“Agreement”) with Burrtec Waste Industries, Inc. (“Burrtec”), effective January 1, 2008. The Agreement grants Burrtec the exclusive right to collect and dispose of refuse, recyclables, and mixed organics (green waste and food waste) within the District.

On July 1, 2025, the District and Burrtec executed Amendment No. 3 to the Agreement. Among other items, the amendment revised Section 3.2, “*Change in Cost of Doing Business*,” and established the following parameters regarding annual service cost adjustments:

- Maximum 4.0% year-over-year increase in service cost based on the Consumer Price Index for All Urban Consumers (CPI-U), as published by the U.S. Bureau of Labor Statistics for the Riverside–San Bernardino–Ontario, CA Metropolitan Statistical Area, rounded to two decimal places.
- No more than a 2.0% difference in the cost of the 90-gallon residential barrel compared to the City of Jurupa Valley.

The District bills customers for solid waste services based on rates adopted annually by the Board. Historically, rate adjustments are considered on a schedule that allows updated rates to become effective July 1 of each fiscal year.

Pursuant to the Agreement, Burrtec has submitted proposed rate adjustments for FY 2026|2027. The proposed rate schedule was reviewed by the Solid Waste Committee during meetings held on March 16, 2026, and April 7, 2026.

At the conclusion of the April 7, 2026 Solid Waste Committee meeting, the Committee unanimously recommended that the Board consider the FY 2026|2027 solid waste rates as proposed by Burrtec and, if acceptable, authorize initiation of the Proposition 218 process.

Summary of Proposed Rate Adjustment

More than 90% of the District’s solid waste customers are residential customers, and the 90-gallon residential barrel has historically served as the primary benchmark when evaluating overall rate adjustments. The proposed FY 2026|2027 rate tables are included as Attachment 1.

Burrtec is proposing adjustments across all service categories for FY 2026|2027 in accordance with the Agreement.

For the District’s most common residential service level (90-gallon barrel), the proposed adjustment is as follows:

- **Current Rate:** \$38.92 per month
- **Proposed Rate:** \$40.65 per month
- **Increase:** \$1.73 per month
- **Percent Increase:** 4.45%

The proposed rate is expected to remain 0.39% lower than the comparable rate in the City of Jurupa Valley, consistent with the contractual requirement that the District’s rate not exceed Jurupa Valley’s rate by more than 2.0%.

The proposed adjustment is composed of several components, including the contractual CPI-based service adjustment and pass-through disposal costs. A detailed breakdown of the proposed monthly rate change for a residential customer with a 90-gallon barrel is provided in Attachment 1.

TABLE 1				
Cost Component	Current	Proposed		
	FY 25 26	FY 26 27		
	(\$)	(\$)	(\$)	(%)
CPI (3.28%)	\$ 18.21	\$ 18.81	\$ 0.60	3.29%
Landfill tipping fee	\$ 9.54	\$ 9.81	\$ 0.27	2.83%
Recycling	\$ 2.37	\$ 2.44	\$ 0.07	2.95%
Mixed Organics	\$ 5.90	\$ 6.66	\$ 0.76	12.88%
SB 1383 Admin Fee	\$ 0.90	\$ 0.93	\$ 0.03	0.00%
RCSD Admin Fee	\$ 2.00	\$ 2.00	\$ -	0.00%
Total	\$ 38.92	\$ 40.65	\$ 1.73	4.45%

Rate Adjustments Components

The proposed rate adjustment reflects several cost components, including contractual service adjustments and pass-through disposal costs.

CPI Adjustment (Service Component)

This component represents Burrtec’s annual service adjustment tied to the Consumer Price Index (CPI-U) for the Riverside–San Bernardino–Ontario Metropolitan Statistical Area. For FY 2026|2027, the CPI adjustment is 3.28%, which is below the contractual cap of 4.0%. This portion of the adjustment is retained by Burrtec.

Landfill, Recycling, and Mixed Organics Disposal

These costs represent pass-through tipping fees charged by the County of Riverside for landfill disposal, recycling processing, and mixed organics processing. Mixed organics includes food waste recycling required under State law. These fees are established by the County and are not controlled by Burrtec.

SB 1383 Administrative Fee

This fee supports ongoing compliance with the State’s organic waste diversion requirements, including tracking and recordkeeping, contamination monitoring, annual reporting, education and outreach, procurement compliance, container labeling, and other mandated program activities.

RCSD Administrative Fee

This is the District’s monthly administrative charge per residential customer to support oversight and administration of the solid waste program and contract management. Staff proposes maintaining this fee at \$2.00 per month, as the Solid Waste Enterprise Fund is anticipated to operate near break-even based on the proposed FY 2026|2027 budget.

Rate Adjustment Approach

In December 2022, the Board adopted a five-year rate plan for the District’s water and wastewater enterprises, allowing for scheduled annual adjustments through July 1, 2027.

Due to the variable and pass-through nature of solid waste disposal costs, the District has historically implemented single-year rate adjustments for solid waste services rather than adopting a multi-year rate plan. Staff recommends continuing this approach for FY 2026|2027.

Proposition 218 Requirements

Adjustments to solid waste service rates are subject to the requirements of Proposition 218, which governs the adoption of property-related service fees.

The primary requirements include:

1. Conducting a noticed public hearing;

2. Mailing written notice of the proposed rate adjustment to affected property owners and tenants directly responsible for payment of the fee at least 45 days prior to the hearing; and
3. Including in the notice:
 - a. The amount of the proposed fee or charge;
 - b. The basis upon which the fee was calculated;
 - c. The reason for the fee or charge; and
 - d. The date, time, and location of the public hearing.

Proposed Implementation Schedule

With the goal of implementing updated rates effective July 1, 2026, staff has prepared the following schedule:

- **April 16, 2026 (Board Meeting)** – Board consideration of authorization to initiate the Proposition 218 process.
- **April 23, 2026** – Draft Resolution available at the District office and on the District website.
- **No later than April 30, 2026** – Mail Proposition 218 notices to property owners and tenants.
- **June 18, 2026** – Conduct Proposition 218 public protest hearing and consider adoption of the rate adjustment Resolution.
- **July 1, 2026** – New solid waste rates become effective.

Budget Considerations

The Solid Waste Enterprise Fund is intended to operate on a cost-recovery basis, with revenues generated from customer rates sufficient to cover the cost of contracted collection services, pass-through disposal fees, and District administrative oversight.

The proposed FY 2026|2027 rate adjustments reflect:

- Contractual CPI-based service cost increases payable to Burrtec;
- Pass-through disposal and processing costs established by the County of Riverside; and
- Ongoing programmatic and administrative costs, including compliance with State-mandated organic waste requirements (SB 1383).

Based on current projections, the proposed rates are anticipated to generate sufficient revenue to support the Solid Waste Enterprise Fund's operating expenditures for FY 2026|2027, with the intent of maintaining the fund in a near break-even position.


Final revenue projections and any associated impacts to fund balance will be presented to the Board as part of the Proposition 218 public protest hearing and in the District's adopted FY 2026|2027 budget.

RECOMMENDATION:

The General Manager recommends that the Board of Directors take the following actions:

1. Review and provide direction on the proposed FY 2026|2027 Solid Waste rate adjustments as presented in Attachment 1.
2. Authorize staff to initiate the Proposition 218 process, including preparation and distribution of required notices reflecting the proposed solid waste rate adjustments.
3. Establish June 18, 2026, as the date for the Solid Waste Public Protest Hearing in accordance with Proposition 218 requirements.
4. Direct staff to return to the Board with a Resolution for consideration and potential adoption following the conclusion of the Public Protest Hearing.

Respectfully,



BRIAN R. LADDUSAW, CPA
General Manager

Attachment(s):

1. Proposed FY 2026|2027 Rate Tables – Burrtec

Attachment 1

**RUBIDOUX COMMUNITY SERVICES DISTRICT
PROPOSED 2026 RATE ADJUSTMENTS**

Service Type	Current 2025 Rates	Proposed 2026 Rates - Effective 7/1/26
<u>Residential Barrel</u>		
<u>Size</u>		
90g	\$38.92	\$40.65
60g	\$34.47	\$36.06
Extra Barrel - Trash	\$12.22	\$12.58
Extra Barrel - Recycling	\$1.53	\$4.02
Extra Barrel - Organics	\$8.91	\$9.77
Extra Pick-up	\$21.35	\$22.05
Barrel Roll Out Service	\$42.54	\$43.94
Barrel Roll Out Service (physically challenged)	n/c	n/c
Recycling Contamination-barrels	\$57.83	\$59.72
Exchange (first exchange free)	\$22.65	\$23.40
Replacement (charged for customer damaged barrels)	\$97.58	\$100.78
<u>Residential Trash Bins (with recycling & organics barrels)</u>		
<u>Size</u>	<u>Freq</u>	
2	1	\$153.82
2	2	\$240.06
2	3	\$326.22
2	4	\$412.48
2	5	\$498.63
2	6	\$584.80
3	1	\$193.76
3	2	\$329.86
3	3	\$453.11
3	4	\$576.39
3	5	\$699.60
3	6	\$822.81
4	1	\$233.22
4	2	\$398.35
4	3	\$563.49
4	4	\$728.70
4	5	\$893.82
4	6	\$1,059.01
<u>Roll-Offs (Trash)</u>		
40 yard (6 tons)		\$958.54
20 yard (8 tons)		\$1,165.89
10 yard (8 tons)		\$1,165.89
40 yard compactor (8 tons)		\$1,201.08
40 yard (6 tons) -Temporary, 7 days		\$993.75
20 yard (8 tons) - Temporary, 7 days		\$1,236.30
10 yard (8 tons) - Temporary, 7 days		\$1,236.30
40 yard sludge (plus applicable disposal)		\$449.45
Excess disposal-per ton		\$85.89
Rental Fee (per day)		\$35.88
Relocation Fee		\$101.41
Dry Run Fee		\$109.77
Liner for Roll-Off		\$151.53
End Dump (rate per hour)		\$272.35

**RUBIDOUX COMMUNITY SERVICES DISTRICT
PROPOSED 2026 RATE ADJUSTMENTS**

Service Type	Current 2025 Rates	Proposed 2026 Rates - Effective 7/1/26
<u>Roll-Offs Recycling</u>		
40 yard (Plus applicable disposal) (incl. compactor)	\$323.13	\$333.73
<u>Commercial Barrel Service</u>		
40-gallon trash barrel, 1x	\$25.33	\$26.16
60-gallon trash barrel, 1x	\$34.90	\$36.06
90-gallon trash barrel, 1x	\$43.10	\$44.51
35-gallon recycling barrel, 1x	\$24.54	\$25.43
35-gallon recycling barrel, 2x	\$48.61	\$50.39
35-gallon recycling barrel, 3x	\$73.27	\$75.93
35-gallon recycling barrel, 4x	\$97.89	\$101.46
35-gallon recycling barrel, 5x	\$122.54	\$127.00
35-gallon recycling barrel, 6x	\$147.17	\$152.53
65-gallon recycling barrel, 1x	\$25.64	\$26.65
65-gallon recycling barrel, 2x	\$50.71	\$52.70
65-gallon recycling barrel, 3x	\$76.36	\$79.35
65-gallon recycling barrel, 4x	\$101.99	\$105.99
65-gallon recycling barrel, 5x	\$127.63	\$132.64
65-gallon recycling barrel, 6x	\$153.27	\$159.28
90-gallon recycling barrel, 1x	\$26.71	\$27.82
90-gallon recycling barrel, 2x	\$52.77	\$54.99
90-gallon recycling barrel, 3x	\$79.41	\$82.72
90-gallon recycling barrel, 4x	\$106.05	\$110.48
90-gallon recycling barrel, 5x	\$132.67	\$138.22
90-gallon recycling barrel, 6x	\$159.31	\$165.98
Extra Pick-up	\$35.88	\$37.06
Exchange (first exchange free)	\$22.65	\$23.40
Replacement (charged for lost or stolen barrels)	\$97.58	\$100.78
<u>Commercial/MF Trash Bins</u>		
Size	Freq	
2	1	\$144.64
2	2	\$247.39
2	3	\$350.04
2	4	\$452.80
2	5	\$555.45
2	6	\$658.11
3	1	\$192.83
3	2	\$353.67
3	3	\$501.67
3	4	\$649.70
3	5	\$797.66
3	6	\$945.61
4	1	\$240.54
4	2	\$438.66
4	3	\$636.81
4	4	\$835.01
4	5	\$1,033.12
4	6	\$1,231.31
Extra Pick-up		\$57.84
Temporary Bins (3yd, 7 days)		\$157.73
Temp. Bins - Dump & Return		\$140.05

**RUBIDOUX COMMUNITY SERVICES DISTRICT
PROPOSED 2026 RATE ADJUSTMENTS**

Service Type	Current 2025 Rates	Proposed 2026 Rates - Effective 7/1/26
<u>Commingled Recyclables</u>		
Size	Freq	
1.5	1	\$103.52
1.5	2	\$165.10
1.5	3	\$226.64
1.5	4	\$288.24
1.5	5	\$349.75
1.5	6	\$411.28
3	1	\$158.08
3	2	\$255.77
3	3	\$353.49
3	4	\$451.25
3	5	\$548.98
3	6	\$646.73
Extra Pick-up		\$57.84
<u>Green Waste</u>		
Size	Freq	
35g	1	\$46.25
35g	2	\$76.34
35g	3	\$101.24
35g	4	\$126.57
35g	5	\$161.93
35g	6	\$176.47
65g	1	\$49.69
65g	2	\$83.07
65g	3	\$111.30
65g	4	\$139.94
65g	5	\$178.61
65g	6	\$196.48
90g	1	\$53.06
90g	2	\$89.77
90g	3	\$121.30
90g	4	\$153.27
90g	5	\$195.27
90g	6	\$216.45
1.5	1	\$126.70
1.5	2	\$211.47
1.5	3	\$296.19
1.5	4	\$380.99
1.5	5	\$465.69
1.5	6	\$550.40
3	1	\$204.46
3	2	\$348.52
3	3	\$492.61
3	4	\$636.75
3	5	\$780.84
3	6	\$924.99
Green Waste Contamination		\$79.52

**RUBIDOUX COMMUNITY SERVICES DISTRICT
PROPOSED 2026 RATE ADJUSTMENTS**

Service Type	Current 2025 Rates	Proposed 2026 Rates - Effective 7/1/26
<u>Food Waste</u>		
Size	Freq	
35g	1	\$63.99
35g	2	\$111.81
35g	3	\$147.34
35g	4	\$186.78
35g	5	\$237.28
35g	6	\$269.25
65g	1	\$82.74
65g	2	\$152.15
65g	3	\$217.33
65g	4	\$282.86
65g	5	\$356.60
65g	6	\$413.33
2	1	\$304.94
2	2	\$548.34
2	3	\$771.92
2	4	\$997.24
2	5	\$1,260.58
2	6	\$1,445.12
Food Waste Contamination		\$79.52
<u>Livestock Waste</u>		
Size	Freq	
35g	1	n/a
65g	1	n/a
1.5	1	n/a
2	1	n/a
2	2	n/a
2	3	n/a
2	4	n/a
2	5	n/a
2	6	n/a
3	1	n/a
3	2	n/a
3	3	n/a
3	4	n/a
3	5	n/a
3	6	n/a
<u>Applies to all Bin Types:</u>		
Exchange (first exchange free)	\$113.28	\$116.99
Replacement + actual bin cost (charged for lost or stolen bins)	\$127.78	\$131.98
<u>Other</u>		
Tilthopper	\$53.34	\$55.08
Steam Clean (compactor box)	\$217.88	\$225.02
Locking Bin	\$22.82	\$23.57
Additional Street Sweeping On Call Hourly rate (internal use only between BWI & the District. Requires RN/MH approval)	\$194.74	\$201.13
Liner for Cardboard Boxes	\$13.64	\$14.08
<u>Certificate of Destruction</u>		
Taken to Riverside County Landfill (per ton)	\$84.36	\$87.13

Residential Rate Adjustment
July 1, 2026

Bin Size	7/1/25 Current Components										7/1/26 Proposed Components							
	61.8 lbs/week/90 gal Refuse 40.8 lbs/week/60 gal Refuse 13.0 lbs/week/Recycling 29.2 lbs/week/Organics										61.5 lbs/week/90 gal Refuse 40.6 lbs/week/60 gal Refuse 12.2 lbs/week/Recycling 31.1 lbs/week/Organics							
	CPI Annual Index	Program Cost Fee	SB 1383 Admin Fee \$0.90	Actual \$71.29 per ton Landfill	\$ 84.23 per ton Recycling	Actual \$93.15 per ton Mixed Organics	City Admin Fee	Total Rate	memo Net to Burrtec	CPI Annual Index	SB 1383 Admin Fee \$0.93	Actual \$73.63 per ton Landfill	\$ 92.05 per ton Recycling	Actual \$98.64 per ton Mixed Organics	City Admin Fee	Total Rate	memo Net to Burrtec	
90 gal can	20.32	(2.11)	0.90	9.54	2.37	5.90	2.00	\$38.92	\$36.92	18.81	0.93	9.81	2.44	6.66	2.00	\$40.65	\$38.65	
60 gal can	20.13	(3.13)	0.90	6.30	2.37	5.90	2.00	\$34.47	\$32.47	17.56	0.93	6.47	2.44	6.66	2.00	\$36.06	\$34.06	
<u>Extra Barrels</u>																		
Refuse	2.68			9.54				\$12.22	\$12.22	2.77		9.81				\$12.58	\$12.58	
Recycling	1.53							\$1.53	\$1.53	1.58		2.44				\$4.02	\$4.02	
Organics	3.01					5.90		\$8.91	\$8.91	3.11				6.66		\$9.77	\$9.77	

Notes:

1. Recycling rebates are adjusted one year in arrears based on actual composition of the material, processing and residue costs, offset by the value of the recovered material. Refuse barrel count (Burrtec data) of 7,061 used to calculate lbs per week.
2. AMMRF disposal rates from the 7/1/25 Rate Sheet.
3. Reduced 60 & 90 gal service in order to equal the Jurupa Valley total rate.

Notes:

1. Recycling rebates are adjusted one year in arrears based on actual composition of the material, processing and residue costs, offset by the value of the recovered material. Refuse barrel count (Burrtec data) of 7,108 used to calculate lbs per week.
2. AMMRF disposal rates from the 7/1/26 Rate Sheet.

from Tab 9 calcs.
61.79 refuse lbs/week 90 gal
40.78 refuse lbs/week 60 gal
12.99 recycling lbs/week
29.23 mixed organics lbs/week

from Tab 9 calcs.
61.48 refuse lbs/week 90 gal
40.58 refuse lbs/week 60 gal
12.22 recycling lbs/week
31.14 mixed organics lbs/week

Burrtec Waste Industries, Inc
 Rubidoux Community Service District

Residential Refuse Bins (includes a mandatory recycling & an organics barrel)
 July 1, 2026

		7/1/25 Current Components									7/1/26 Proposed Components									
Bin Size	Freq	CPI	Recycling & Organics	BWI	Recycling	Organics	Actual	17.00%	Total	memo Net to Burrtec	CPI	Recycling & Organics	BWI	Recycling	Organics	Actual	17.00%	Total	memo Net to Burrtec	
		Annual Index 2.61% Service	Barrel Service	SB 1383 Admin Fee \$0.90	Processing Fee \$2.37	Processing Fee \$5.90	\$71.29 per ton Landfill	Franchise Fee	Rate		Annual Index 3.28% Service	Barrel Service	SB 1383 Admin Fee \$0.93	Processing Fee \$2.44	Processing Fee \$6.66	\$73.63 per ton Landfill	Franchise Fee	Rate		
2	1	77.64	13.55	(1.41)	0.90	2.37	5.90	28.72	26.15	\$153.82	\$127.67	80.19	12.54	0.93	2.44	6.66	28.40	26.86	\$158.02	\$131.16
2	2	120.49	13.55	(1.41)	0.90	2.37	5.90	57.45	40.81	\$240.06	\$199.25	124.44	12.54	0.93	2.44	6.66	56.79	41.74	\$245.54	\$203.80
2	3	163.28	13.55	(1.41)	0.90	2.37	5.90	86.17	55.46	\$326.22	\$270.76	168.64	12.54	0.93	2.44	6.66	85.19	56.61	\$333.01	\$276.40
2	4	206.15	13.55	(1.41)	0.90	2.37	5.90	114.90	70.12	\$412.48	\$342.36	212.91	12.54	0.93	2.44	6.66	113.59	71.50	\$420.57	\$349.07
2	5	248.93	13.55	(1.41)	0.90	2.37	5.90	143.62	84.77	\$498.63	\$413.86	257.10	12.54	0.93	2.44	6.66	141.98	86.36	\$508.01	\$421.65
2	6	291.73	13.55	(1.41)	0.90	2.37	5.90	172.34	99.42	\$584.80	\$465.38	301.30	12.54	0.93	2.44	6.66	170.38	101.23	\$595.48	\$494.25
3	1	96.42	13.55	(1.41)	0.90	2.37	5.90	43.09	32.94	\$193.76	\$160.82	99.58	12.54	0.93	2.44	6.66	42.60	33.74	\$198.49	\$164.75
3	2	166.30	13.55	(1.41)	0.90	2.37	5.90	86.17	56.08	\$329.86	\$273.78	171.76	12.54	0.93	2.44	6.66	85.19	57.25	\$336.77	\$279.52
3	3	225.51	13.55	(1.41)	0.90	2.37	5.90	129.26	77.03	\$453.11	\$376.08	232.91	12.54	0.93	2.44	6.66	127.78	78.50	\$461.76	\$383.26
3	4	284.75	13.55	(1.41)	0.90	2.37	5.90	172.34	97.99	\$576.39	\$478.40	294.09	12.54	0.93	2.44	6.66	170.38	99.76	\$586.80	\$487.04
3	5	343.93	13.55	(1.41)	0.90	2.37	5.90	215.43	118.93	\$699.60	\$580.67	355.21	12.54	0.93	2.44	6.66	212.97	121.00	\$711.75	\$590.75
3	6	403.11	13.55	(1.41)	0.90	2.37	5.90	258.51	139.88	\$822.81	\$682.93	416.33	12.54	0.93	2.44	6.66	255.57	142.24	\$836.71	\$694.47
4	1	114.81	13.55	(1.41)	0.90	2.37	5.90	57.45	39.65	\$233.22	\$193.57	118.58	12.54	0.93	2.44	6.66	56.79	40.54	\$238.48	\$197.94
4	2	194.42	13.55	(1.41)	0.90	2.37	5.90	114.90	67.72	\$398.35	\$330.63	200.80	12.54	0.93	2.44	6.66	113.59	69.02	\$405.98	\$336.96
4	3	274.05	13.55	(1.41)	0.90	2.37	5.90	172.34	95.79	\$563.49	\$467.70	283.04	12.54	0.93	2.44	6.66	170.38	97.49	\$573.48	\$475.99
4	4	353.72	13.55	(1.41)	0.90	2.37	5.90	229.79	123.88	\$728.70	\$604.82	365.32	12.54	0.93	2.44	6.66	227.17	125.98	\$741.04	\$615.06
4	5	433.33	13.55	(1.41)	0.90	2.37	5.90	287.23	151.95	\$893.82	\$741.87	447.55	12.54	0.93	2.44	6.66	283.97	154.45	\$908.54	\$754.09
4	6	512.98	13.55	(1.41)	0.90	2.37	5.90	344.69	180.03	\$1,059.01	\$878.98	529.81	12.54	0.93	2.44	6.66	340.76	182.93	\$1,076.07	\$893.14

Note: AMMRF trash disposal rate from the 7/1/25 Rate Sheet

Note: AMMRF trash disposal rate from the 7/1/26 Rate Sheet.

92.96 lbs. per yard

89.00 lbs. per yard

Burrtec Waste Industries, Inc.
 Rubidoux Community Service District

Commercial/MF Rate Adjustment
 July 1, 2026

		7/1/25 Current Components - with new SB1383 fee at 100%							7/1/26 Proposed Components						
Bin Size	Freq	CPI	\$1.20 Program Cost Fee per Yard	Fee per Yard	Actual	17.00%	Total	memo	CPI	\$0.39 Compliance SB 1383 Fee	Actual	17.00%	Total	memo	
		Annual Index 2.61% Service		\$0.38 SB 1383 Fee	2.95% \$71.29 per ton Landfill				3.28% \$73.63 per ton Landfill		Net to Burrtec				Net to Burrtec
40 Gal	1	13.30		0.90	6.82	4.31	\$25.33	\$21.02	13.74	0.93	7.04	4.45	\$26.16	\$21.71	
60 Gal	1	17.85		0.90	10.22	5.93	\$34.90	\$28.97	18.44	0.93	10.56	6.13	\$36.06	\$29.93	
90 Gal	1	19.55		0.90	15.32	7.33	\$43.10	\$35.77	20.19	0.93	15.82	7.57	\$44.51	\$36.94	
2	1	77.64	10.40	3.29	28.72	24.59	\$144.64	\$120.05	90.93	3.38	28.40	25.13	\$147.84	\$122.71	
2	2	120.49	20.80	6.59	57.45	42.06	\$247.39	\$205.33	145.93	6.76	56.79	42.91	\$252.39	\$209.48	
2	3	163.28	31.20	9.88	86.17	59.51	\$350.04	\$290.53	200.86	10.14	85.19	60.67	\$356.86	\$296.19	
2	4	206.15	41.60	13.17	114.90	76.98	\$452.80	\$375.82	255.88	13.52	113.59	78.44	\$461.43	\$382.99	
2	5	248.93	52.00	16.47	143.62	94.43	\$555.45	\$461.02	310.80	16.90	141.98	96.20	\$565.88	\$469.68	
2	6	291.73	62.40	19.76	172.34	111.88	\$658.11	\$546.23	365.75	20.28	170.38	113.96	\$670.37	\$556.41	
3	1	96.42	15.60	4.94	43.09	32.78	\$192.83	\$160.05	115.69	5.07	42.60	33.46	\$196.82	\$163.36	
3	2	166.30	31.20	9.88	86.17	60.12	\$353.67	\$293.55	203.98	10.14	85.19	61.30	\$360.61	\$299.31	
3	3	225.51	46.80	14.82	129.26	85.28	\$501.67	\$416.39	281.24	15.21	127.78	86.89	\$511.12	\$424.23	
3	4	284.75	62.40	19.76	172.34	110.45	\$649.70	\$539.25	358.54	20.28	170.38	112.49	\$661.69	\$549.20	
3	5	343.93	78.00	24.70	215.43	135.60	\$797.66	\$662.06	435.77	25.35	212.97	138.07	\$812.16	\$674.09	
3	6	403.11	93.60	29.64	258.51	160.75	\$945.61	\$784.86	513.01	30.42	255.57	163.65	\$962.65	\$799.00	
4	1	114.81	20.80	6.59	57.45	40.89	\$240.54	\$199.65	140.06	6.76	56.79	41.70	\$245.31	\$203.61	
4	2	194.42	41.60	13.17	114.90	74.57	\$438.66	\$364.09	243.76	13.52	113.59	75.96	\$446.83	\$370.87	
4	3	274.05	62.40	19.76	172.34	108.26	\$636.81	\$528.55	347.49	20.28	170.38	110.22	\$648.37	\$538.15	
4	4	353.72	83.20	26.35	229.79	141.95	\$835.01	\$693.06	451.25	27.04	227.17	144.49	\$849.95	\$705.46	
4	5	433.33	104.00	32.93	287.23	175.63	\$1,033.12	\$857.49	554.96	33.80	283.97	178.75	\$1,051.48	\$872.73	
4	6	512.98	124.80	39.52	344.69	209.32	\$1,231.31	\$1,021.99	658.70	40.56	340.76	213.02	\$1,253.04	\$1,040.02	

Note: AMMRF trash disposal rate from the 7/1/25 Rate Sheet.

Note: AMMRF trash disposal rate from the 7/1/26 Rate Sheet.

92.98 lbs. per yard

89.00 lbs. per yard

Burrtec Waste Industries, Inc.
 Rubidoux Community Service District

**Rolloff Rate Adjustment
 July 1, 2026**

Size	Maximum Tonnage	7/1/25 Current Components					7/1/26 Proposed Components				
		CPI Annual Index 2.61% Service	Fee per Load \$4.75 Compliance Fee	Actual 2.95% \$71.29 Landfill	17.00% Franchise Fee	Total Rate	CPI Annual Index 3.28% Service	Fee per Load \$4.75 Compliance Fee	Actual 3.28% \$73.63 Landfill	17.00% Franchise Fee	Total Rate
<u>Permanent</u>											
40 Yard	6	363.10	4.75	427.74	162.95	\$958.54	375.01	4.75	441.78	168.27	\$989.81
20 Yard	8	392.62	4.75	570.32	198.20	\$1,165.89	405.50	4.75	589.04	204.67	\$1,203.96
10 Yard	8	392.62	4.75	570.32	198.20	\$1,165.89	405.50	4.75	589.04	204.67	\$1,203.96
40 Yard Compactor	8	421.83	4.75	570.32	204.18	\$1,201.08	435.67	4.75	589.04	210.85	\$1,240.31
<u>Temporary</u>											
40 Yard	6	392.32	4.75	427.74	168.94	\$993.75	405.19	4.75	441.78	174.45	\$1,026.17
20 Yard	8	451.06	4.75	570.32	210.17	\$1,236.30	465.86	4.75	589.04	217.04	\$1,276.69
10 Yard	8	451.06	4.75	570.32	210.17	\$1,236.30	465.86	4.75	589.04	217.04	\$1,276.69
30/40 Yard-sludge		373.04		Actual	76.41	\$449.45	385.28		Actual	78.91	\$464.19
<u>Recycling (includes f/w, g/w, wood, inert, C&D, & compactor)</u>											
10/20/40 Yard		268.20		Actual	54.93	\$323.13	277.00		Actual	56.73	\$333.73
<u>Misc.</u>											
Roll Off Liner		125.77			25.76	\$151.53	129.90			26.61	\$156.51
End Dump (rate per hour)		226.05			46.30	\$272.35	233.47			47.82	\$281.29
<u>Disposal</u>											
Excess Refuse				71.29	14.80	\$85.89			73.63	15.08	\$88.71

Note: AMMRF trash disposal rate from the
 7/1/25 Rate Sheet.

Note: AMMRF trash disposal rate from the
 from the 7/1/26 Rate Sheet.

Burrtec Waste Industries, Inc.
 Rubidoux Community Service District

**Commercial Recycling Bin Rate Adjustment
 July 1, 2026**

		7/1/25 Current Components					7/1/26 Proposed Components				
Bin Size	Freq	CPI				memo Net to Burrtec	CPI				memo Net to Burrtec
		Annual Index 2.61% Service	\$72.72 Per Ton Processing	17.00% Franchise Fee	Total Rate		Annual Index 3.28% Service	\$72.37 Per Ton Processing	17.00% Franchise Fee	Total Rate	
35 Gal	1	19.40	0.97	4.17	\$24.54	\$20.37	20.04	1.07	4.32	\$25.43	\$21.11
35 Gal	2	38.42	1.93	8.26	\$48.61	\$40.35	39.68	2.14	8.57	\$50.39	\$41.82
35 Gal	3	57.91	2.90	12.46	\$73.27	\$60.81	59.81	3.21	12.91	\$75.93	\$63.02
35 Gal	4	77.39	3.86	16.64	\$97.89	\$81.25	79.93	4.28	17.25	\$101.46	\$84.21
35 Gal	5	96.88	4.83	20.83	\$122.54	\$101.71	100.06	5.35	21.59	\$127.00	\$105.41
35 Gal	6	116.36	5.79	25.02	\$147.17	\$122.15	120.18	6.42	25.93	\$152.53	\$126.60
65 Gal	1	19.49	1.79	4.36	\$25.64	\$21.28	20.13	1.99	4.53	\$26.65	\$22.12
65 Gal	2	38.51	3.58	8.62	\$50.71	\$42.09	39.77	3.97	8.96	\$52.70	\$43.74
65 Gal	3	58.00	5.38	12.98	\$76.36	\$63.38	59.90	5.96	13.49	\$79.35	\$65.86
65 Gal	4	77.48	7.17	17.34	\$101.99	\$84.65	80.02	7.95	18.02	\$105.99	\$87.97
65 Gal	5	96.97	8.96	21.70	\$127.63	\$105.93	100.15	9.94	22.55	\$132.64	\$110.09
65 Gal	6	116.46	10.75	26.06	\$153.27	\$127.21	120.28	11.92	27.08	\$159.28	\$132.20
90 Gal	1	19.55	2.62	4.54	\$26.71	\$22.17	20.19	2.90	4.73	\$27.82	\$23.09
90 Gal	2	38.56	5.24	8.97	\$52.77	\$43.80	39.83	5.81	9.35	\$54.99	\$45.64
90 Gal	3	58.05	7.86	13.50	\$79.41	\$65.91	59.95	8.71	14.06	\$82.72	\$68.66
90 Gal	4	77.54	10.48	18.03	\$106.05	\$88.02	80.08	11.62	18.78	\$110.48	\$91.70
90 Gal	5	97.02	13.10	22.55	\$132.67	\$110.12	100.20	14.52	23.50	\$138.22	\$114.72
90 Gal	6	116.51	15.72	27.08	\$159.31	\$132.23	120.33	17.43	28.22	\$165.98	\$137.76
1.5	1	77.64	8.28	17.60	\$103.52	\$85.92	80.19	9.18	18.30	\$107.67	\$89.37
1.5	2	120.49	16.54	28.07	\$165.10	\$137.03	124.44	18.35	29.25	\$172.04	\$142.79
1.5	3	163.29	24.82	38.53	\$226.64	\$188.11	168.65	27.52	40.18	\$236.35	\$196.17
1.5	4	206.15	33.09	49.00	\$288.24	\$239.24	212.91	36.69	51.12	\$300.72	\$249.60
1.5	5	248.93	41.36	59.46	\$349.75	\$290.29	257.10	45.87	62.05	\$365.02	\$302.97
1.5	6	291.73	49.63	69.92	\$411.28	\$341.36	301.30	55.04	72.99	\$429.33	\$356.34
3	1	114.67	16.54	26.87	\$158.08	\$131.21	118.43	18.35	28.02	\$164.80	\$136.78
3	2	179.20	33.09	43.48	\$255.77	\$212.29	185.08	36.69	45.42	\$267.19	\$221.77
3	3	243.77	49.63	60.09	\$353.49	\$293.40	251.77	55.04	62.84	\$369.65	\$306.81
3	4	308.36	66.18	76.71	\$451.25	\$374.54	318.48	73.38	80.26	\$472.12	\$391.86
3	5	372.93	82.72	93.33	\$548.98	\$455.65	385.16	91.73	97.68	\$574.57	\$476.89
3	6	437.53	99.26	109.94	\$646.73	\$536.79	451.88	110.07	115.10	\$677.05	\$561.95

35.00 lbs. per yard.

39.00 lbs. per yard.

Burrtec Waste Industries, Inc.
 Rubidoux Community Service District

Green Waste Bin Rate
July 1, 2026

		7/1/25 Current Components					7/1/26 Proposed Components				
Barrel Size	Freq	CPI	Actual	17.00%	Total Rate	memo Net to Burrtec	CPI	Actual	17.00%	Total Rate	memo Net to Burrtec
		Annual Index 2.61% Service	\$65.13 per ton Processing	Franchise Fee			Annual Index 3.28% Service	\$67.24 per ton Processing	Franchise Fee		
35 Gal	1	35.18	3.21	7.86	\$46.25	\$38.39	36.33	3.31	8.12	\$47.76	\$39.64
35 Gal	2	56.94	6.42	12.98	\$76.34	\$63.36	58.81	6.63	13.40	\$78.84	\$65.44
35 Gal	3	74.40	9.63	17.21	\$101.24	\$84.03	76.84	9.94	17.77	\$104.55	\$86.78
35 Gal	4	92.21	12.84	21.52	\$126.57	\$105.05	95.24	13.26	22.22	\$130.72	\$108.50
35 Gal	5	118.35	16.05	27.53	\$161.93	\$134.40	122.23	16.57	28.43	\$167.23	\$138.80
35 Gal	6	127.21	19.26	30.00	\$176.47	\$146.47	131.38	19.89	30.98	\$182.25	\$151.27
65 Gal	1	35.28	5.96	8.45	\$49.69	\$41.24	36.44	6.16	8.73	\$51.33	\$42.60
65 Gal	2	57.03	11.92	14.12	\$83.07	\$68.95	58.90	12.31	14.59	\$85.80	\$71.21
65 Gal	3	74.49	17.89	18.92	\$111.30	\$92.38	76.93	18.47	19.54	\$114.94	\$95.40
65 Gal	4	92.30	23.85	23.79	\$139.94	\$116.15	95.33	24.62	24.57	\$144.52	\$119.95
65 Gal	5	118.44	29.81	30.36	\$178.61	\$148.25	122.33	30.78	31.36	\$184.47	\$153.11
65 Gal	6	127.31	35.77	33.40	\$196.48	\$163.08	131.49	36.93	34.50	\$202.92	\$168.42
90 Gal	1	35.33	8.71	9.02	\$53.06	\$44.04	36.49	9.00	9.32	\$54.81	\$45.49
90 Gal	2	57.08	17.43	15.26	\$89.77	\$74.51	58.95	17.99	15.76	\$92.70	\$76.94
90 Gal	3	74.54	26.14	20.62	\$121.30	\$100.68	76.99	26.99	21.30	\$125.28	\$103.98
90 Gal	4	92.35	34.86	26.06	\$153.27	\$127.21	95.38	35.98	26.91	\$158.27	\$131.36
90 Gal	5	118.50	43.57	33.20	\$195.27	\$162.07	122.39	44.98	34.28	\$201.65	\$167.37
90 Gal	6	127.37	52.28	36.80	\$216.45	\$179.65	131.55	53.98	38.00	\$223.53	\$185.53
Bin Size	Freq										
1.5	1	77.64	27.52	21.54	\$126.70	\$105.16	80.19	28.41	22.24	\$130.84	\$108.60
1.5	2	120.49	55.03	35.95	\$211.47	\$175.52	124.44	56.82	37.13	\$218.39	\$181.26
1.5	3	163.29	82.55	50.35	\$296.19	\$245.84	168.65	85.23	52.00	\$305.88	\$253.88
1.5	4	206.15	110.07	64.77	\$380.99	\$316.22	212.91	113.64	66.88	\$393.43	\$326.55
1.5	5	248.93	137.59	79.17	\$465.69	\$386.52	257.10	142.04	81.75	\$480.89	\$399.14
1.5	6	291.73	165.10	93.57	\$550.40	\$456.83	301.30	170.45	96.62	\$568.37	\$471.75
3	1	114.67	55.03	34.76	\$204.46	\$169.70	118.43	56.82	35.89	\$211.14	\$175.25
3	2	179.20	110.07	59.25	\$348.52	\$289.27	185.08	113.64	61.18	\$359.90	\$298.72
3	3	243.77	165.10	83.74	\$492.61	\$408.87	251.77	170.45	86.48	\$508.70	\$422.22
3	4	308.36	220.14	108.25	\$636.75	\$528.50	318.48	227.27	111.78	\$657.53	\$545.75
3	5	372.93	275.17	132.74	\$780.84	\$648.10	385.16	284.09	137.08	\$806.33	\$669.25
3	6	437.53	330.21	157.25	\$924.99	\$767.74	451.88	340.91	162.38	\$955.17	\$792.79

Note: AMMRF g/w disposal rate from the 7/1/25 Rate Sheet.

130.00 lbs. per yard.

Note: AMMRF g/w disposal rate from the 7/1/26 Rate Sheet.

130.00 lbs. per yard.

Burrtec Waste Industries, Inc.
 Rubidoux Community Service District

Food Waste Bin Rate
July 1, 2026

		7/1/25 Current Components							7/1/26 Proposed Components						
Bin Size	Freq	CPI	Actual	Reverse	2025	17.00%	Total	memo	CPI	Actual	Reverse	2026	17.00%	Total	memo
		Annual Index	\$110.35	7/1/2024					Rate	Rate	Rate				
		2.61%	per ton	Stabilization	Stabilization	Franchise		Net to	3.28%	per ton	Stabilization	Stabilization	Franchise		Net to
		Service	Processing			Fee	Rate	Burrtec	Service	Processing			Fee	Rate	Burrtec
35 Gal	1	35.18	17.93			10.88	\$63.99	\$53.11	36.33	19.29			11.39	\$67.01	\$55.62
35 Gal	2	56.94	35.86			19.01	\$111.81	\$92.80	58.81	38.59			19.95	\$117.35	\$97.40
35 Gal	3	74.40	53.80	(5.91)		25.05	\$147.34	\$122.29	76.84	57.88			27.59	\$162.31	\$134.72
35 Gal	4	92.21	71.73	(9.37)	0.46	31.75	\$186.78	\$155.03	95.24	77.17	(0.46)		35.22	\$207.17	\$171.95
35 Gal	5	118.35	89.66	(11.07)		40.34	\$237.28	\$196.94	122.23	96.47			44.79	\$263.49	\$218.70
35 Gal	6	127.21	107.59	(16.42)	5.10	45.77	\$269.25	\$223.48	131.38	115.76	(5.10)		49.57	\$291.61	\$242.04
65 Gal	1	35.28	35.86	(7.00)	4.53	14.07	\$82.74	\$68.67	36.44	38.59	(4.53)		14.45	\$84.95	\$70.50
65 Gal	2	57.03	71.73	(16.84)	14.36	25.87	\$152.15	\$126.28	58.90	77.17	(14.36)	4.57	25.87	\$152.15	\$126.28
65 Gal	3	74.49	107.59	(27.59)	25.89	36.95	\$217.33	\$180.38	76.93	115.76	(25.89)	13.58	36.95	\$217.33	\$180.38
65 Gal	4	92.30	143.46	(38.27)	37.28	48.09	\$282.86	\$234.77	95.33	154.35	(37.28)	22.37	48.09	\$282.86	\$234.77
65 Gal	5	118.44	179.32	(47.21)	45.43	60.62	\$356.60	\$295.98	122.33	192.94	(45.43)	26.14	60.62	\$356.60	\$295.98
65 Gal	6	127.31	215.18	(59.77)	60.34	70.27	\$413.33	\$343.06	131.49	231.52	(60.34)	40.39	70.27	\$413.33	\$343.06
2	1	133.56	119.54			51.84	\$304.94	\$253.10	137.94	128.62			54.60	\$321.16	\$266.56
2	2	216.02	239.10			93.22	\$548.34	\$455.12	223.11	257.25			98.39	\$578.75	\$480.36
2	3	282.05	358.64			131.23	\$771.92	\$640.69	291.30	385.87			138.70	\$815.87	\$677.17
2	4	349.53	478.18			169.53	\$997.24	\$827.71	361.00	514.49			179.32	\$1,054.81	\$875.49
2	5	448.55	597.73			214.30	\$1,260.58	\$1,046.28	463.27	643.12			226.61	\$1,333.00	\$1,106.39
2	6	482.17	717.28			245.67	\$1,445.12	\$1,199.45	497.99	771.75			260.07	\$1,529.81	\$1,269.74

Note: AMMRF f/w disposal rate from the 7/1/25 Rate sheet.

Note: AMMRF f/w disposal rate from the 7/1/26 Rate sheet.

250.00	Bin lbs/yrd.
150.00	lbs. per 65 gal barrel

250.00	Bin lbs/yrd.
150.00	lbs. per 65 gal barrel

Burrtec Waste Industries, Inc.
 Rubidoux Community Service District

Additional Services
July 1, 2026

Service	July 1, 2025 Current Rate	Service	Franchise Fee 17.00%	Total	July 1, 2026 Proposed Rate	Service	Franchise Fee 17.00%	Total
<u>Barrel</u>								
Residential Extra Pick-Up	\$21.35	17.72	3.63	\$21.35	\$22.05	18.30	3.75	\$22.05
Commercial Extra Pick-Up	\$35.88	29.78	6.10	\$35.88	\$37.06	30.76	6.30	\$37.06
Barrel Exchange (first exchange free)	\$22.65	18.80	3.85	\$22.65	\$23.40	19.42	3.98	\$23.40
Barrel Replacement resdl-customer damaged comml-lost or stolen	\$97.58	80.99	16.59	\$97.58	\$100.78	83.65	17.13	\$100.78
Barrel Roll Out Service	\$42.54	35.31	7.23	\$42.54	\$43.94	36.47	7.47	\$43.94
Barrel Roll Out Service (physically challenged)	n/c			n/c	n/c			n/c
<u>Roll Off</u>								
Rental Fee per day (7 day min.)	\$35.88	29.78	6.10	\$35.88	\$37.06	30.76	6.30	\$37.06
Relocation Fee	\$101.41	84.17	17.24	\$101.41	\$104.73	86.93	17.80	\$104.73
Dry Run Fee	\$109.77	91.11	18.66	\$109.77	\$113.37	94.10	19.27	\$113.37
Cardboard Box Liner	\$13.64	11.32	2.32	\$13.64	\$14.08	11.69	2.39	\$14.08
<u>Bin Services</u>								
Extra Pick-Up	\$57.84	48.01	9.83	\$57.84	\$59.75	49.59	10.16	\$59.75
Bin Exchange (first exchange fee)	\$113.28	94.02	19.26	\$113.28	\$116.99	97.10	19.89	\$116.99
Bin Replacement + actual cost of bin comml-lost or stolen	\$127.78	106.06	21.72	\$127.78	\$131.98	109.54	22.44	\$131.98
<u>Temporary Bin</u>								
3 cubic yard - 7 days use	\$157.73	130.92	26.81	\$157.73	\$162.90	135.21	27.69	\$162.90
Dump and return	\$140.05	116.24	23.81	\$140.05	\$144.64	120.05	24.59	\$144.64
<u>Recycling Contamination - bins/barrels</u>								
	\$57.83	48.00	9.83	\$57.83	\$59.72	49.57	10.15	\$59.72
<u>Green Waste Contamination - bins/barrels</u>								
	\$79.52	66.00	13.52	\$79.52	\$82.13	68.17	13.96	\$82.13
<u>Food Waste Contamination - bins/barrels</u>								
	\$79.52	66.00	13.52	\$79.52	\$82.13	68.17	13.96	\$82.13
<u>Other</u>								
Tilttopper	\$53.34	44.27	9.07	\$53.34	\$55.08	45.72	9.36	\$55.08
Steam Clean (compactor box)	\$217.88	180.84	37.04	\$217.88	\$225.02	186.77	38.25	\$225.02
Locking Bin	\$22.82	18.94	3.88	\$22.82	\$23.57	19.56	4.01	\$23.57
<u>Additional Street Sweeping</u>								
On-Call Hourly Rate	\$194.74	194.74		\$194.74	\$201.13	201.13		\$201.13
<u>Certificate of Destruction</u>								
Taken to Riverside County Landfill (per ton)	\$84.36	70.02	14.34	\$84.36	\$87.13	72.32	14.81	\$87.13

CPI 2.61%

CPI 3.28%

Burrtec Waste Industries, Inc.
 Rubidoux Community Service District.

**Resdl & Comml Livestock Waste
 July 1, 2026**

		7/1/26 Proposed Components					
Bin Size	Freq	Service	Actual	Fee per Yard		Total Rate	memo Net to Burrtec
			\$98.64 per ton Processing	\$0.39 Compliance SB 1383 Fee	17.00% Franchise Fee		
35 Gal	1	13.08	17.26	0.93	6.40	\$37.67	\$31.27
65 Gal	1	13.16	32.06	0.93	9.45	\$55.60	\$46.15
1.5	1	94.71	80.15	2.54	36.33	\$213.73	\$177.40
2	1	95.26	106.86	3.38	42.09	\$247.59	\$205.50
2	2	148.31	213.72	6.76	75.54	\$444.33	\$368.79
2	3	201.40	320.58	10.14	108.99	\$641.11	\$532.12
2	4	254.45	427.44	13.52	142.43	\$837.84	\$695.41
2	5	308.00	534.30	16.90	175.98	\$1,035.18	\$859.20
2	6	360.57	641.16	20.28	209.33	\$1,231.34	\$1,022.01
3	1	122.62	160.29	5.07	58.98	\$346.96	\$287.98
3	2	189.24	320.58	10.14	106.50	\$626.46	\$519.96
3	3	255.80	480.87	15.21	154.00	\$905.88	\$751.88
3	4	316.85	641.16	20.28	200.37	\$1,178.66	\$978.29
3	5	377.69	801.45	25.35	246.70	\$1,451.19	\$1,204.49
3	6	437.26	961.74	30.42	292.77	\$1,722.19	\$1,429.42

Note: AMMRF g/w disposal rate from the 7/1/26 Rate Sheet.

250.00	Bin lbs/yrd.
150.00	lbs. per 65 gal barrel

**CPI for All Urban Consumers (CPI-U)
Original Data Value**

Series Id: CUURS49CSA0
Not Seasonally Adjusted
Series Title: All items in Riverside-San Bernardino-Ontario, CA,
Area: Riverside-San Bernardino-Ontario, CA
Item: All items
Base Period: DECEMBER 2017=100
Years: 2023 to 2025

Year	Jan	Feb	Mar	Apr	May	Jun	Jul	Aug	Sep	Oct	Nov	Dec	Annual	Annual Increase
2023	127.683		127.707		128.768		129.525		131.372		131.372		129.545	
2024	131.358		133.144		133.943		133.113		133.179		132.853		132.932	2.61%
2025	135.215		136.511		137.456		137.708		138.029		138.851		137.293	3.28%

Attachment 2

RESOLUTION NO. 2026-932

**A RESOLUTION OF THE BOARD OF DIRECTORS OF RUBIDOUX
COMMUNITY SERVICES DISTRICT ESTABLISHING RESIDENTIAL AND
COMMERCIAL TRASH COLLECTION FEES WITHIN THE DISTRICT'S
SERVICE AREA**

WHEREAS, Rubidoux Community Services District has adopted Ordinance No. 53 regulating the collection and disposal of garbage and solid waste matter within the Rubidoux Community Services District; and,

WHEREAS, said Ordinance provides that garbage and solid waste matter may be collected or removed only by employees of the Rubidoux Community Services District acting in the regular course of such employment, or by contractors or employees of contractors who are under contract with the District for the collection, removal and disposal of garbage and solid waste matter; and,

WHEREAS, the Board of Directors of the Rubidoux Community Services District deems it to be necessary, convenient and in the public interest that a contract be entered into with a person, firm or corporation providing for the collection and disposal of garbage and solid waste matter in the Rubidoux Community Services District and has contracted with a private contractor for trash collection, removal and disposal services; and,

WHEREAS, the Board of Directors of the Rubidoux Community Services District executed a service contract for the collection and disposal of garbage and solid waste with Burrtec Waste Industries, Inc., and compliant to the California Integrated Waste Management Act of 1989 the Rubidoux Community Services District implemented a fully automated collection and recycling program for residential households; and

WHEREAS, effective July 1, 2026, the County of Riverside increased tipping fees to \$73.63 per ton for all solid waste matter delivered to the Robert E. Nelson Solid Waste Transfer Facility; and,

WHEREAS, effective July 1, 2026, the Green Waste Disposal, now known as Mixed Organics Disposal, tipping fees was increased by County of Riverside to \$98.64 per ton as a direct result of the implementation of Senate Bill 1383 which mandates food waste be disposed as Mixed Organics; and,

WHEREAS, the Consumer Price Index (CPI) for the past 12 months (2025 Annual Rate) has been determined to be 3.28%, which affects the Residential and Commercial trash rates; and,

WHEREAS, the Residential Administration Fee remains at \$2.00 per month and the Commercial Franchise fee remains at 17% per month; and

WHEREAS, District Officials and representatives of Burrtec Waste Industries, Inc., have met, conferred, and reviewed in detail the proposed charges for households and businesses, determined that proposed adjustments are pursuant to contractual provisions and necessary for the efficient removal of municipal solid waste matter within the District's service area; and,

WHEREAS, at the June 18, 2026, regular meeting of the Rubidoux Community Services District, the Board of Directors Noticed and Held a Public Hearing compliant to AB 3030 and Proposition 218 noticing and protest election requirements and determined that the trash adjustments to residential and commercial trash service are justified increases and a necessary element of doing business;

WHEREAS, the Board of Directors conducted a Protest Election compliant to Proposition 218 and such protest election failed to meet the 50% plus one; and

NOW, THEREFORE, the Board of Directors of Rubidoux Community Services District does hereby resolve, determine and order as follows:

1. The foregoing recitals are true and correct.
2. The results of the Public Hearing and Protest Election are final.
3. The collection, removal and disposal of garbage and solid waste matter are for the health, safety, and welfare for residents and community members in the Rubidoux Area of Jurupa Valley.
4. The adjustment in fees for residential and commercial collection and disposal fees to all trash removal charges is necessary to continue providing the level of service to all trash accounts. The rate increase includes contractual "pass-through" costs, contractual C.P.I. increase for Burrtec, and an increase in the Residential Administrative charge and Commercial Franchise fee retained by Rubidoux Community Services District.

5. At the June 18, 2026, Public Hearing of the Rubidoux Community Services District the Board of Directors reviewed residential and commercial trash rates and authorized Staff to prepare said resolution to affect the adjusted rates as prescribed on Exhibit "A".
6. Effective with adoption of Resolution No. 2026-932 fees for all trash collection and disposal services shall be adjusted as described on the fee schedule on Exhibit "A" attached hereto, with a billing period beginning July 1, 2026.
7. Adoption of Resolution No. 2026-932 shall rescind in its entirety and supersede Resolution No. 2025-928.

BE IT FURTHER RESOLVED this resolution was approved and adopted this June 18, 2026 at the regular meeting of the Board of Directors of the Rubidoux Community Services District by the following vote:

AYES:

AWAY:

NOES:

ABSENT:

ABSTENTIONS:

Diana Leja, President
Rubidoux Community Services District

(Seal)

ATTEST:

Brian R. Laddusaw
General Manager

APPROVED AS TO FORM AND CONTENT:

John R. Harper
District Counsel

Attachment 3



To Whom it May Concern,

April 27, 2026

You are receiving this notice because records maintained by the Rubidoux Community Services District (RCSD) and/or the Riverside County Assessor's Office indicate that you are a property owner and/or customer of record within the RCSD service area.

Enclosed please find a Proposition 218 Notice regarding proposed adjustments to solid waste (trash) collection and disposal rates.

If you are not the property owner or customer of record for a parcel within the RCSD service area, please disregard this notice.

Thank you,

Rubidoux Community Services District

A quien corresponda,

27 de abril de 2026

Usted está recibiendo este aviso porque los registros del Distrito de Servicios Comunitarios de Rubidoux (RCSD) y/o de la Oficina del Tasador del Condado de Riverside indican que usted es propietario de una propiedad y/o cliente registrado dentro del área de servicio de RCSD.

Adjunto encontrará un Aviso conforme a la Propuesta 218 sobre los ajustes propuestos a las tarifas de recolección y disposición de desechos sólidos (basura).

Si usted no es el propietario ni el cliente registrado de una propiedad dentro del área de servicio de RCSD, puede ignorar este aviso.

Gracias,

Rubidoux Community Services District



April 27, 2026

**NOTICE OF PUBLIC HEARING AND MAJORITY PROTEST PROCEEDING PURSUANT TO
PROPOSITION 218 IN CONNECTION WITH THE
RUBIDOUX COMMUNITY SERVICES DISTRICT SOLID WASTE COLLECTION SERVICE
CHARGES**

NOTICE IS HEREBY GIVEN that on June 18, 2026, at 4:00 p.m., or as soon thereafter as the matter may be heard, the Rubidoux Community Services District (the "District") Board of Directors will hold a public hearing and majority protest proceeding concerning the charges for residential and commercial solid waste collection services in the District Board Room, 3590 Rubidoux Blvd., Jurupa Valley, CA 92509. The purpose of the hearing is to consider oral testimony and written protests against the proposed changes to solid waste collection service charges applicable to the parcel for which you are identified as a property owner of record ("Owner") or as a tenant directly liable for payment of such charges ("Customer").

In accordance with AB 3030, the District will consider adopting a resolution authorizing the pass-through of solid waste collection service increases commencing on July 1, 2026.

INFORMATION ABOUT THE CHARGES

- A. Basis upon which the charges were calculated** – The Board of Directors has previously determined that the collection and disposal of solid waste in the District is a service to be performed by private companies under exclusive contract agreements. The solid waste collection service charges adopted by the District include a charge for monthly automated curbside collection and a charge for additional solid waste barrels. The charges represent the amounts established between the District and the private company for solid waste collection, disposal, and administrative support services.
- B. Organic Recycling** – To comply with Senate Bill 1383 (SB 1383), the Short-Lived Climate Pollutant Reduction Act, the District is mandated to:
- Provide organic waste collection
 - Implement an edible food recovery program
 - Provide education and outreach
 - Monitor compliance efforts and conduct enforcement for annual reporting requirements

Please visit www.rcsd.org for more information about Senate Bill 1383.

The residential automated barrel service charge is comprised of six components: (1) an amount for the administration and operation of residential automated barrel collection service, (2) an amount for the hauler to administer and comply with the requirements of SB 1383, (3) an amount for the hauler to dispose of refuse (the "landfill fee"), (4) an amount for the hauler to process recyclables

and dispose of residue (the “recycling processing fee”), (5) an amount for the hauler to process mixed organics (including green waste and food waste) (the “mixed organics processing fee”), and (6) an amount to compensate the District for its administrative costs in connection with the services (the “administrative fee”).

C. Reason for the charges – The District uses the solid waste collection service charges for the operation and administration of the refuse disposal and recycling program. The proposed increase represents the additional costs established with the contractor to provide solid waste collection, disposal, and administrative support services.

D. Charge per service – The District proposes to increase the charges for residential and commercial services. A complete listing of all current and proposed charges is included with this mailing. If you need assistance determining the charge for your property or service, please contact the District at (951) 684-7580 or at the District office located at 3590 Rubidoux Blvd., Jurupa Valley, CA 92509.

WRITTEN REPORT

The District has caused Draft Resolution No. 2026-932 to be prepared and filed with the Board of Directors regarding the proposed residential and commercial refuse collection service charges. As required by California Government Code Section 66016, the Draft Resolution provides data indicating the amount of cost, or estimated cost, to provide refuse collection service and the revenue sources anticipated to fund the service. A copy of Draft Resolution No. 2026-932 will be available on the District’s website, www.rcsd.org, on or about April 23, 2026, or by mail upon request.

PUBLIC HEARING

At the public hearing and majority protest proceeding, the District will hear and consider all oral testimony and written objections or protests to the proposed resolution and report. **Oral comments are part of the public record but will not be counted as formal protests. Only written protests will be tabulated for purposes of determining whether a majority protest exists.**

Written protests regarding the proposed resolution and report must be filed with the District prior to the close of the Public Hearing. Written protests may be delivered at the Public Hearing or mailed or delivered to the District office at 3590 Rubidoux Blvd., Jurupa Valley, CA 92509. Protests may also be submitted by email to admin@rcsd.org. Protests must be received prior to the close of the Public Hearing on June 18, 2026, in order to be counted.

**RUBIDOUX COMMUNITY SERVICES DISTRICT
PROPOSED 2026 RATES (EFFECTIVE 7/1/2026)
Exhibit "A"**

Service Type	Current Rates	Proposed 2026 Rates	Service Type	Current Rates	Proposed 2026 Rates
Residential Barrel			Commingled Recyclables		
Size			Size	Frequency	
90g	\$ 38.92	\$ 40.65	1.5	1	\$ 103.52 \$ 107.67
60g	\$ 34.47	\$ 36.06	1.5	2	\$ 165.10 \$ 172.04
Extra Barrel - Trash	\$ 12.22	\$ 12.58	1.5	3	\$ 226.64 \$ 236.35
Extra Barrel - Recycling	\$ 1.53	\$ 4.02	1.5	4	\$ 288.24 \$ 300.72
Extra Barrel - Organics	\$ 8.91	\$ 9.77	1.5	5	\$ 349.75 \$ 365.02
Extra Pick-up	\$ 21.35	\$ 22.05	1.5	6	\$ 411.28 \$ 429.33
Res. Barrel Roll Out Service	\$ 42.54	\$ 43.94	3	1	\$ 158.08 \$ 164.80
Res. Barrel Roll Out Service (physically challenged)	No Charge	No Charge	3	2	\$ 255.77 \$ 267.19
Recycling Contamination-barrels	\$ 57.83	\$ 59.72	3	3	\$ 353.49 \$ 369.65
Exchange (first exchange free)	\$ 22.65	\$ 23.40	3	4	\$ 451.25 \$ 472.12
Replacement (charged for customer damaged barrels)	\$ 97.58	\$ 100.78	3	5	\$ 548.98 \$ 574.57
			3	6	\$ 646.73 \$ 677.05
Residential Trash Bins (with recycling & organics barrels)			Green Waste		
Size	Frequency		Size	Frequency	
2	1	\$ 153.82 \$ 158.02	35g	1	\$ 46.25 \$ 47.76
2	2	\$ 240.06 \$ 245.54	35g	2	\$ 76.34 \$ 78.84
2	3	\$ 326.22 \$ 333.01	35g	3	\$ 101.24 \$ 104.55
2	4	\$ 412.48 \$ 420.57	35g	4	\$ 126.57 \$ 130.72
2	5	\$ 498.63 \$ 508.01	35g	5	\$ 161.93 \$ 167.23
2	6	\$ 584.80 \$ 595.48	35g	6	\$ 176.47 \$ 182.25
3	1	\$ 193.76 \$ 198.49	65g	1	\$ 49.69 \$ 51.33
3	2	\$ 329.86 \$ 336.77	65g	2	\$ 83.07 \$ 85.80
3	3	\$ 453.11 \$ 461.76	65g	3	\$ 111.30 \$ 114.94
3	4	\$ 576.39 \$ 586.80	65g	4	\$ 139.94 \$ 144.52
3	5	\$ 699.60 \$ 711.75	65g	5	\$ 178.61 \$ 184.47
3	6	\$ 822.81 \$ 836.71	65g	6	\$ 196.48 \$ 202.92
4	1	\$ 233.22 \$ 238.48	90g	1	\$ 53.06 \$ 54.81
4	2	\$ 398.35 \$ 405.98	90g	2	\$ 89.77 \$ 92.70
4	3	\$ 563.49 \$ 573.48	90g	3	\$ 121.30 \$ 125.28
4	4	\$ 728.70 \$ 741.04	90g	4	\$ 153.27 \$ 158.27
4	5	\$ 893.82 \$ 908.54	90g	5	\$ 195.27 \$ 201.65
4	6	\$ 1,059.01 \$ 1,076.07	90g	6	\$ 216.45 \$ 223.53
Roll-Offs (Trash)			Food Waste		
40 yard (6 tons)	\$ 958.54	\$ 989.81	Size	Frequency	
20 yard (8 tons)	\$ 1,165.89	\$ 1,203.96	35g	1	\$ 63.99 \$ 67.01
10 yard (8 tons)	\$ 1,165.89	\$ 1,203.96	35g	2	\$ 111.81 \$ 117.35
40 yard compactor (8 tons)	\$ 1,201.08	\$ 1,240.31	35g	3	\$ 147.34 \$ 162.31
40 yard (6 tons) - Temporary, 7 days	\$ 993.75	\$ 1,026.17	35g	4	\$ 186.78 \$ 207.17
20 yard (8 tons) - Temporary, 7 days	\$ 1,236.30	\$ 1,276.89	35g	5	\$ 237.28 \$ 263.49
10 yard (8 tons) - Temporary, 7 days	\$ 1,236.30	\$ 1,276.89	35g	6	\$ 269.25 \$ 291.61
40 yard sludge (plus applicable disposal)	\$ 449.45	\$ 464.19	65g	1	\$ 82.74 \$ 84.95
Excess disposal-per ton	\$ 85.89	\$ 88.71	65g	2	\$ 152.15 \$ 152.15
Rental Fee (per day)	\$ 35.88	\$ 37.06	65g	3	\$ 217.33 \$ 217.33
Relocation Fee	\$ 101.41	\$ 104.73	65g	4	\$ 282.86 \$ 282.86
Dry Run Fee	\$ 109.77	\$ 113.37	65g	5	\$ 356.60 \$ 356.60
Liner for Roll-Off	\$ 151.53	\$ 156.51	65g	6	\$ 413.33 \$ 413.33
End Dump (rate per hour)	\$ 272.35	\$ 281.29	2	1	\$ 304.94 \$ 321.16
Roll-Offs Recycling			2	2	\$ 548.34 \$ 578.75
40 yard (plus applicable disposal)	\$ 323.13	\$ 333.73	2	3	\$ 771.92 \$ 815.87
Commercial Barrel Service			Applies to all Bin Types:		
40-gallon barrel, 1x	\$ 25.33	\$ 26.16	Exchange (first exchange free)	\$ 113.28	\$ 116.99
60-gallon barrel, 1x	\$ 34.90	\$ 36.06	Replacement + actual bin cost (charged for lost or stolen bins)	\$ 127.78	\$ 131.98
90-gallon barrel, 1x	\$ 43.10	\$ 44.51	Other:		
35-gallon recycling barrel, 1x	\$ 24.54	\$ 25.43	Tilttopper	\$ 53.34	\$ 55.08
35-gallon recycling barrel, 2x	\$ 48.61	\$ 50.39	Steam Clean (compactor box)	\$ 217.88	\$ 225.02
35-gallon recycling barrel, 3x	\$ 73.27	\$ 75.93	Locking Bin	\$ 22.82	\$ 23.57
35-gallon recycling barrel, 4x	\$ 97.89	\$ 101.46	Additional Street Sweeping On-Call		
35-gallon recycling barrel, 5x	\$ 122.54	\$ 127.00	Hourly Rate	\$ 194.74	\$ 201.13
35-gallon recycling barrel, 6x	\$ 147.17	\$ 152.53	Liner for Cardboard Boxes	\$ 13.64	\$ 14.08
65-gallon recycling barrel, 1x	\$ 25.64	\$ 26.65	Certificate of Destruction:		
65-gallon recycling barrel, 2x	\$ 50.71	\$ 52.70	Taken to Riverside County Landfill (per ton)	\$ 84.36	\$ 87.13
65-gallon recycling barrel, 3x	\$ 76.36	\$ 79.35	Livestock Waste		
65-gallon recycling barrel, 4x	\$ 101.99	\$ 105.99	Size	Frequency	
65-gallon recycling barrel, 5x	\$ 127.63	\$ 132.64	35g	1	n/a \$ 37.67
65-gallon recycling barrel, 6x	\$ 153.27	\$ 159.28	65g	1	n/a \$ 55.60
90-gallon recycling barrel, 1x	\$ 26.71	\$ 27.82	1.5	1	n/a \$ 213.73
90-gallon recycling barrel, 2x	\$ 52.77	\$ 54.99	2	1	n/a \$ 247.59
90-gallon recycling barrel, 3x	\$ 79.41	\$ 82.72	2	2	n/a \$ 444.33
90-gallon recycling barrel, 4x	\$ 106.05	\$ 110.48	2	3	n/a \$ 641.11
90-gallon recycling barrel, 5x	\$ 132.67	\$ 138.22	2	4	n/a \$ 837.84
90-gallon recycling barrel, 6x	\$ 159.31	\$ 165.98	2	5	n/a \$ 1,035.18
Extra Pick-up	\$ 35.88	\$ 37.06	2	6	n/a \$ 1,231.34
Exchange (first exchange free)	\$ 22.65	\$ 23.40	3	1	n/a \$ 346.96
Replacement (charged for lost or stolen barrels)	\$ 97.58	\$ 100.78	3	2	n/a \$ 626.46
Commercial/Multi-Family Trash Bins			Temp. Bins		
Size	Frequency		Temp. Bins - 3yd, 7 days	\$ 157.73	\$ 162.90
2	1	\$ 144.64 \$ 147.84	Temp. Bins - Dump & Return	\$ 140.05	\$ 144.64
2	2	\$ 247.39 \$ 252.39			
2	3	\$ 350.04 \$ 356.86			
2	4	\$ 452.80 \$ 461.43			
2	5	\$ 555.45 \$ 565.88			
2	6	\$ 658.11 \$ 670.37			
3	1	\$ 192.83 \$ 196.82			
3	2	\$ 353.67 \$ 360.61			
3	3	\$ 501.67 \$ 511.12			
3	4	\$ 649.70 \$ 661.69			
3	5	\$ 797.66 \$ 812.16			
3	6	\$ 945.61 \$ 962.65			
4	1	\$ 240.54 \$ 245.31			
4	2	\$ 438.66 \$ 446.83			
4	3	\$ 636.81 \$ 648.37			
4	4	\$ 835.01 \$ 849.95			
4	5	\$ 1,033.12 \$ 1,051.48			
4	6	\$ 1,231.31 \$ 1,253.04			
Extra Pick-up	\$ 57.84	\$ 59.75			



27 de abril 2026

**AVISO DE AUDIENCIA PÚBLICA Y PROCEDIMIENTO DE PROTESTA MAYORITARIA
CONFORME A LA PROPOSICIÓN 218 EN RELACIÓN CON LAS TARIFAS DEL SERVICIO DE
RECOLECCIÓN DE RESIDUOS SÓLIDOS DEL DISTRITO DE SERVICIOS COMUNITARIOS DE
RUBIDOUX**

POR LA PRESENTE SE NOTIFICA que el 18 de junio de 2026, a las 4:00 p. m., o tan pronto como el asunto pueda ser escuchado posteriormente, la Junta Directiva del Distrito de Servicios Comunitarios de Rubidoux (el «Distrito») celebrará una audiencia pública y un procedimiento de protesta mayoritaria con respecto a los cargos por los servicios de recolección de residuos sólidos residenciales y comerciales en la Sala de la Junta del Distrito, ubicada en 3590 Rubidoux Blvd., Jurupa Valley, CA 92509. El propósito de la audiencia es considerar los testimonios orales y las protestas por escrito en contra de los cambios propuestos a los cargos por el servicio de recolección de residuos sólidos aplicables a la parcela para la cual usted figura identificado como propietario registrado («Propietario») o como inquilino directamente responsable del pago de dichos cargos («Cliente»).

De conformidad con la Ley AB 3030, el Distrito considerará la adopción de una resolución que autorice el traspaso de los aumentos en el servicio de recolección de residuos sólidos, a partir del 1 de julio de 2026.

INFORMACIÓN SOBRE LOS CARGOS

- A. Base sobre la cual se calcularon los cargos** – La Junta Directiva ha determinado previamente que la recolección y disposición de residuos sólidos en el Distrito es un servicio que debe ser prestado por empresas privadas en virtud de contratos exclusivos. Las tarifas por el servicio de recolección de residuos sólidos adoptadas por el Distrito incluyen un cargo por la recolección mensual automatizada en la acera y un cargo por contenedores adicionales de residuos sólidos. Dichos cargos representan los montos establecidos entre el Distrito y la empresa privada por los servicios de recolección, disposición y apoyo administrativo de residuos sólidos.
- B. Reciclaje orgánico** – Para cumplir con el Proyecto de Ley del Senado 1383 (SB 1383), la Ley de Reducción de Contaminantes Climáticos de Vida Corta, el Distrito tiene la obligación:
- Proporcionar la recolección de residuos orgánicos
 - Implementar un programa de recuperación de alimentos comestibles
 - Proporcionar educación y difusión
 - Supervisar los esfuerzos de cumplimiento y llevar a cabo la aplicación de las normas relativas a los requisitos de presentación de informes anuales

Por favor, visite www.rcsd.org para obtener más información sobre el Proyecto de Ley del Senado 1383.

El cargo por el servicio de contenedores automatizados residenciales se compone de seis elementos: (1) un monto para la administración y operación del servicio de recolección de contenedores automatizados residenciales; (2) un monto para que el transportista administre y cumpla con los requisitos de SB 1383; (3) un monto para que el transportista elimine los desechos (la “tarifa de vertedero”); (4) un monto para que el transportista procese los materiales reciclables y elimine los residuos (la “tarifa de procesamiento de reciclaje”); (5) un monto para que el transportista procese los residuos orgánicos mixtos (incluidos los residuos verdes y los residuos de alimentos) (la “tarifa de procesamiento de residuos orgánicos mixtos”) y (6) un monto para compensar al Distrito por sus costos administrativos en relación con los servicios (la “tarifa administrativa”).

C. Motivo de los cargos – El Distrito utiliza los cargos por el servicio de recolección de residuos sólidos para la operación y administración del programa de eliminación de residuos y reciclaje. El aumento propuesto representa los costos adicionales establecidos con el contratista para la prestación de los servicios de recolección y eliminación de residuos sólidos, así como de apoyo administrativo.

D. Cargo por servicio – El Distrito propone aumentar las tarifas de los servicios residenciales y comerciales. Se incluye un listado completo de todas las tarifas actuales y propuestas junto con este envío. Si necesita asistencia para determinar la tarifa correspondiente a su propiedad o servicio, por favor comuníquese con el Distrito llamando al (951) 684-7580 o acuda a la oficina del Distrito, ubicada en 3590 Rubidoux Blvd., Jurupa Valley, CA 92509.

INFORME ESCRITO

El Distrito ha dispuesto la elaboración y presentación ante la Junta Directiva del Proyecto de Resolución N.º 2026-932, relativo a los cargos propuestos por el servicio de recolección de residuos residenciales y comerciales. Tal como lo exige la Sección 66016 del Código de Gobierno de California, el Proyecto de Resolución presenta datos que indican el monto del costo —o costo estimado— de la prestación del servicio de recolección de residuos, así como las fuentes de ingresos previstas para financiar dicho servicio. Una copia del Proyecto de Resolución N.º 2026-932 estará disponible en el sitio web del Distrito, www.rcsd.org, a partir del 23 de abril de 2026 (aproximadamente), o podrá solicitarse por correo postal.

AUDIENCIA PÚBLICA

En la audiencia pública y en el procedimiento de protesta mayoritaria, el Distrito escuchará y considerará todos los testimonios orales, así como las objeciones o protestas por escrito, en relación con la resolución y el informe propuestos. **Los comentarios orales formarán parte del registro público, pero no se contabilizarán como protestas formales. Únicamente las protestas por escrito se tabularán a los efectos de determinar si existe una protesta mayoritaria.**

Las objeciones por escrito relativas a la resolución y al informe propuestos deben presentarse ante el Distrito antes de la clausura de la Audiencia Pública. Dichas objeciones pueden entregarse durante la Audiencia Pública, o bien enviarse por correo o entregarse en las oficinas del Distrito, ubicadas en 3590 Rubidoux Blvd., Jurupa Valley, CA 92509. Asimismo, las objeciones pueden enviarse por correo electrónico a admin@rcsd.org. Para que sean tomadas en cuenta, las objeciones deben recibirse antes de la clausura de la Audiencia Pública, el 18 de junio de 2026.

Company Detail

Company Name	MINUTEMAN PRESS
Address	3505 MADISON ST., SUITE B RIVERSIDE, CA 92504
Contact Name	JOSH ZEIDMAN
Phone Number	(909) 204-1750
Profit Indicator	P

PS Form 3607R - Mailing Transaction Receipt

Account Holder Account Number	1000034167
Account Holder Permit Number	3505
Account Holder Permit Type	PI
Account Holder CRID	2474228
Post Office of Permit	SANTA ANA CA 92799-9324
Post Office of Mailing	SANTA ANA CA 92799-9324
Post Office of Permit Cost Center	056936-0100
Post Office of Mailing Cost Center	056936-0100
Mailing Agent Name	MINUTEMAN PRESS
Mailing Agent CRID	2474228
Mail Owner Name	MINUTEMAN PRESS
Mail Owner CRID	9235010
JOB ID	31761RCL
Customer Reference ID	RIBIDOUX COMMUNITY LETTER
Class of Mail	USPS Marketing Mail
Processing Category	Letters
Postage Statement ID	687058411
Mailing Group ID	534648484
Mailer's Mailing Date	04/29/2026
Mailer Declared Total Pieces	8,789 pcs.
Mailer Declared Total Weight	549.3125 lbs.
Mailer Declared Weight of a single-piece	0.0625 lbs.
USPS Determined Total Pieces	8,789 pcs.
USPS Determined Total Weight	549.3125 lbs.
USPS Determined Weight of a single-piece	0.0625 lbs.
Total Number of Containers	28
Total Adjusted Postage	\$ 3,296.45
Payment Date and Time	04/29/2026 17:30
Payment Transaction Number	202611919305033M1
Adjustment Transaction Number	
Mailer Figures Adjusted?	No
Person authorizing adjustment	
Name	
Phone Number	
Acceptance Site Mailer ID	
Clerk Initials	SS1
Mail Arrival Date and Time	04/29/2026 17:30

Attachment 4

Rubidoux Community Services District

Board of Directors

Diana Leja, President
Leslie Altamirano, Vice-President
Bernard Murphy
John Skerbelis
Hank Trueba Jr.

General Manager

Brian R. Laddusaw



Water Resource Management Refuse Collection Street Lights Fire / Emergency Services Weed Abatement

NOTICE OF PUBLIC HEARING

OF THE RUBIDOUX COMMUNITY SERVICES DISTRICT FOR THE ADOPTION OF RESOLUTION NO. 2026-932, A RESOLUTION ESTABLISHING SOLID WASTE COLLECTION AND DISPOSAL COSTS FOR RESIDENTIAL, COMMERCIAL, AND INDUSTRIAL USERS

Notice is hereby given that the Board of Directors of the Rubidoux Community Services District ("District") will conduct a Public Hearing on Thursday, June 18, 2026, at 4:00 p.m., during the regular meeting of the Board of Directors. The Public Hearing will be conducted at the District Office located at 3590 Rubidoux Boulevard, Jurupa Valley, California 92509.

The purpose of the Public Hearing is to receive oral and written comments regarding proposed Resolution No. 2026-932, which would establish and revise solid waste collection and disposal rates for residential, commercial, and industrial customers. The proposed rates may affect customers differently depending on service level and usage characteristics.

A draft copy of Resolution No. 2026-932 is available for public review at the District Office during normal business hours and may also be downloaded from the District's website at www.rcsd.org.

Brian R. Laddusaw
General Manager

June 1, 2026

THE PRESS-ENTERPRISE

KEEP YOUR EYES ON THE 'PRISE

pe.com

3512 14 Street
Riverside, California 92501
(951) 368-9229
cgonzales@scng.com

Martha Perez
3590 Rubidoux Blvd
Jurupa Valley, CA 92509

Account Number: 5272431
Ad Order Number: 0011795744

Customer's Reference/PO Number:

Publication: The Press-Enterprise

Publication Dates: 06/01/2026

Total Amount: \$278.49

Payment Amount: \$0.00

Amount Due: \$278.49

Notice ID: sRmPvSUxymD6fMCSgTZh

Invoice Text:

NOTICE OF PUBLIC HEARING OF THE RUBIDOUX COMMUNITY SERVICES DISTRICT FOR THE ADOPTION OF RESOLUTION NO. 2026-932, A RESOLUTION ESTABLISHING SOLID WASTE COLLECTION AND DISPOSAL COSTS FOR RESIDENTIAL, COMMERCIAL, AND INDUSTRIAL USERS Notice is hereby given that the Board of Directors of the Rubidoux Community Services District ("District") will conduct a Public Hearing on Thursday, June 18, 2026, at 4:00 p.m., during the regular meeting of the Board of Directors. The Public Hearing will be conducted at the District Office located at 3590 Rubidoux Boulevard, Jurupa Valley, California 92509. The purpose of the Public Hearing is to receive oral and written comments regarding proposed Resolution No. 2026-932, which would establish and revise solid waste collection and disposal rates for residential, commercial, and industrial customers. The proposed rates may affect customers differently depending on service level and usage characteristics. A draft copy of Resolution No. 2026-932 is available for public review at the District Office during normal business hours and may also be downloaded from the District's website at www.rcsd.org. Brian R. Laddusaw General Manager June 1, 2026

THE PRESS-ENTERPRISE
KEEP YOUR EYES ON THE 'PRISE
pe.com
The Press-Enterprise
3512 14 Street
Riverside, California 92501
(951) 368-9229

Martha Perez
3590 Rubidoux Blvd
Jurupa Valley, CA 92509

Publication: The Press-Enterprise

PROOF OF PUBLICATION OF

Ad Desc: 0011795744

FILE NO. 0011795744

PROOF OF PUBLICATION

I am a citizen of the United States. I am over the age of eighteen years and not party to or interested in the above-entitled matter. I am an authorized representative of THE PRESS-ENTERPRISE, a newspaper of general circulation, printed and published daily in the County of Riverside, and which newspaper has been adjudicated a newspaper of general circulation by the Superior Court of the County of Riverside, State of California, under date of April 25, 1952, Case Number 54446, under date of March 29, 1957, Case Number 65673, under date of August 25, 1995, Case Number 267864, and under date of September 16, 2013, Case Number RIC 1309013; that the notice, of which the annexed is a printed copy, has been published in said newspaper in accordance with the instructions of the person(s) requesting publication, and not in any supplement thereof on the following dates, to wit:

06/01/2026

I certify (or declare) under the penalty of perjury that the foregoing is true and correct.

Date: June 1, 2026.
At: Riverside, California



Signature

NOTICE OF PUBLIC HEARING
OF THE RUBIDOUX COMMUNITY SERVICES DISTRICT FOR
THE ADOPTION OF RESOLUTION NO. 2026-932,
A RESOLUTION ESTABLISHING
SOLID WASTE COLLECTION AND DISPOSAL COSTS FOR
RESIDENTIAL,
COMMERCIAL AND INDUSTRIAL USERS

Notice is hereby given that the Board of Directors of the Rubidoux Community Services District ("District") will conduct a Public Hearing on Thursday, June 18, 2026, at 4:00 p.m., during the regular meeting of the Board of Directors. The Public Hearing will be conducted at the District Office located at 3590 Rubidoux Boulevard, Jurupa Valley, California 92509.

The purpose of the Public Hearing is to receive oral and written comments regarding proposed Resolution No. 2026-932, which would establish and revise solid waste collection and disposal rates for residential, commercial, and industrial customers. The proposed rates may affect customers differently depending on service level and usage characteristics.

A draft copy of Resolution No. 2026-932 is available for public review at the District Office during normal business hours and may also be downloaded from the District's website at www.rcsd.org.

Brian R. Laddusaw
General Manager

June 1, 2026
The Press-Enterprise
Published: 6/1/26

Attachment 5

May 1, 2026

**Rubidoux Community Services Districts [RCSD]
3590 Rubidoux Blvd.
Jurupa Valley, CA 92509**

Dear Sir or Madame,

Thank you for your letter today.

On page one, near the bottom, INFO ABOUT THE CHANGES, B. ORGANIC RECYCLING, "*The residential automated barrel service charge is comprised of six components:*"

You have a common error in syntax/grammar using the phrase, "*comprised of*". The whole comprises the parts, and not the reverse. '*Comprised of*' is always wrong. To be sure, use the word, "*consists of*".

I do protest this rate increase to our existing high RCSD fee.


We are taxed to death here in California with Gov. Newsom's gas tax atop existing taxes.

Thank you for trying to reduce calcium, magnesium, manganese, and other detritus from our water.

Thank you for a voice, allowing protest within our bloated economy subject to so many setbacks.

In Good Faith,

Sincerely,


Leland Harold* Boone

*My late Dad, Mr. Harold E. Boone, died of 44% burns in his house fire four weeks after retiring from a proud career of service to Detroit Edison, saving my late Mom, my autistic brother upstairs, and his two dogs, but not himself.

Lelandboonepubs2@yahoo.com

Martha Navarro Perez

RECEIVED
MAY - 4 2026
BY: _____ 0515

From: Rocky Trevino <roqvino@gmail.com>
Sent: Saturday, May 2, 2026 12:28 AM
To: admin
Subject: OFFICIAL PROTEST: OBJECTION TO RESOLUTION NO. 2026-932

OFFICIAL PROTEST: OBJECTION TO RESOLUTION NO. 2026-932

TO: Rubidoux Community Services District Board of Directors

FROM: Roque Trevino (**residential customer**)

PROPERTY ADDRESS: 4318 Pacific Ave

This serves as a **formal protest** under Proposition 218 against the proposed increase in waste and organic collection rates. I demand the Board reject this hike and address the following failures in the current proposal:

1. **Financial Hardship:** A significant rate hike at this time is an undue burden on residents already facing rising costs for utilities, gas, health insurance, and living expenses.
2. **Operational Clarity:** The notice lists both "landfill disposal fees" and "organic processing fees." As a **residential customer**, I find it contradictory to be charged higher landfill fees while the state mandates the diversion of waste away from those very landfills.
3. **Profiteering from Resident Labor:** You are charging **residential customer** a premium to "process" organic waste that is being converted into a salable commercial product (compost and mulch). It is a conflict of interest to charge us for providing the raw materials for a profit-making enterprise. These revenues must be used to offset our costs, not pad the hauler's bottom line.
4. **Corporate Double-Dipping:** The District and its hauler are converting our organic waste into salable compost and mulch. We are being charged a premium to provide the "raw materials" for a profit-making enterprise. I demand that **100% of the revenue** from these sales be credited to the **residential customers** to offset operational costs.
5. **Logical Contradiction in Billing:** The proposal lists increased "landfill disposal fees" simultaneously with "organic processing fees." If the state-mandated goal of SB 1383 is to divert 75% of waste away from landfills, it is mathematically impossible for disposal costs to increase while volume decreases. This is a contradictory overcharge.
6. **Failure to Implement Modern Efficiency:** The District has neglected to mandate AI-driven cost-saving technologies, including:
 - **Optical Sorting Robotics:** To eliminate the contamination fees you are passing on to us.
 - **AI Route Optimization:** To reduce the fuel and labor overhead cited as a reason for the hike.
 - **Smart Landfill Monitoring:** To monetize methane capture rather than taxing **residential customer**.
7. **Double-Handling Inefficiency:** We are being forced to pay for the "shuttle service" of transfer stations and the final destination "rent." I refuse to subsidize a logistical system that has not been audited for modern efficiency.
8. **Lack of Fiscal Transparency:** There has been no evidence provided that the District has exhausted all state grants or internal budget cuts before targeting the bank accounts of its residents customer.
9. **Contradictory Billing:** The District claims to be diverting waste to comply with SB 1383, yet Component #3 of this increase is for "landfill disposal fees." You cannot charge us (residents customer) for "diversion" while simultaneously increasing "disposal" costs—this is double-dipping on the taxpayer's dime.
10. **Lack of Competitive Bidding:** The District has failed to prove that the private hauler is operating at maximum efficiency. Before demanding more money, the District must audit the hauler's operational overhead to ensure residents customer aren't subsidizing corporate waste.
11. **Inflationary Hostage-Taking:** While **residential customer** are struggling with record inflation, the District

is choosing to pass 100% of the SB 1383 administrative burden onto us rather than absorbing costs through internal budget cuts or seeking state grants.

12. **Unjustified Administrative Fees:** Component #6 (District Administrative Costs) is a "hidden tax" used to grow the District's bureaucracy under the guise of trash collection.

I VOTE NO.

Signature:

Date: May 1, 2026

Attachment 6

RCSD Solid Waste
Letters/Protest
Tally

Total Mailed 04/29/2026	Postal Service Returned Mail	Total Mailing Less Returned Mail	#	50% + 1 Required Protest Qty	Written (Mailed and Emailed) Trash Rate Protests Received (As of 6/9/2026)
8,789	0	8,789		4,396	2

Reported by 
Martha Perez
Manager Customer Service

9. **ACTION / DISCUSSION ITEMS** (continued)

- B. **DM 2026-52:** Consideration to Approve a Five (5) Year Cooperative Agreement for Fire Protection and Emergency Services with the County of Riverside

Rubidoux Community Services District

Board of Directors

Diana Leja, President
Leslie Altamirano, Vice-President
Bernard Murphy
John Skerbelis
Hank Trueba Jr.



General Manager

Brian R. Laddusaw

Water Resource Management Refuse Collection Street Lights Fire / Emergency Services Weed Abatement

DIRECTORS MEMORANDUM 2026-52

June 18, 2026

To: Rubidoux Community Services District
Board of Directors

Subject: Consideration to Approve a Five (5) Year Cooperative Agreement for Fire Protection and Emergency Services with the County of Riverside

BACKGROUND:

Rubidoux Community Services District ("District") contracts for fire protection, fire prevention, rescue, fire marshal, and emergency medical services through the County of Riverside ("County") via a Cooperative Agreement with the California Department of Forestry and Fire Protection ("Cal Fire").

The District's current five (5) year Cooperative Agreement is set to expire on June 30, 2026. The District previously transitioned from a three (3) year agreement to a five (5) year agreement beginning with the 2021 contract, providing greater long-term stability for service delivery and financial planning.

Pursuant to Directors Memorandum ("DM") 2026-24, the Board of Directors ("Board") directed staff to conduct the agreement review and negotiation process without the formation of an ad hoc committee or other formal Board involvement. This approach is consistent with the process utilized during negotiation of the District's 2021 Cooperative Agreement.

Discussion

Nature of the Agreement

The Cooperative Agreement is a standardized contract administered by the County and Cal Fire. As in prior renewal cycles, the structure and core provisions of the agreement are largely consistent across participating agencies, with limited opportunity for substantive modification. Historically, changes have generally been limited to cost updates, administrative clarifications, and County- or State-initiated operational adjustments.

Accordingly, staff's review focused primarily on:

- Verification of service levels and operational assumptions;
- Evaluation of cost projections and year-over-year escalation factors; and
- Confirmation that administrative and reporting provisions remain consistent with District expectations and operational needs.

Summary of Key Changes

The overall structure, scope, and intent of the proposed agreement and related exhibits remain substantially unchanged from the 2021 Cooperative Agreement.

Key changes include:

- Updates service cost structures for fire apparatus and Fire Marshal services to reflect current Riverside County Board of Supervisors-approved cost recovery methodologies and replacement values.
- Clarifies and expands reimbursable cost categories, including personnel, equipment, supplies, and support services.
- Modernizes Fire Marshal program provisions, including updated staffing structure, roles, and cost allocation methodologies for optional service levels and equipment and technology support.
- Updates fire apparatus provisions to reflect current fleet replacement costs and cost recovery methodologies.
- Incorporates updated administrative roles and delegation authorities to streamline contract administration and implementation.
- Aligns mutual aid, cost recovery, and claims provisions with current statutory requirements and State-level risk management processes.
- Adds standard provisions addressing Public Records Act compliance and electronic signature authorization.
- Retains the existing service delivery model, with no change to the fundamental scope of fire protection and emergency response services.

Summary of Agreement and Exhibits

1. Cooperative Agreement – Rubidoux Community Services District and County of Riverside

Although the draft agreement contains several substantive revisions, the overall scope and intent remain consistent with the 2021 agreement. Many of the changes are administrative in nature and serve to clarify existing provisions, modernize contract language, and reflect current operational practices.

Similar to the current agreement, the proposed contract includes a five-year term. Staff believes the five-year structure has proven beneficial by providing stability in service delivery, improving long-term financial planning, and reducing the administrative burden associated with more frequent contract renewals.

2. Exhibit A – Itemized Detail of Level of Service and Associated Costs for Each Fiscal Year Covered

With the proposed five-year Cooperative Agreement, the County has provided Exhibit A, which identifies the level of service and associated costs for each fiscal year covered by the agreement. Exhibit A includes estimated salary costs based upon full-time equivalent (“FTE”) staffing, support services, direct charges, and fire engine use costs.

Tables 1 through 4 below provide an analysis of prior agreements from a budget-to-actual perspective, present the projected costs associated with the proposed five-year agreement, and compare those costs against historical and projected property tax revenues. Collectively, the analysis demonstrates the District’s ability to fund fire services throughout the term of the proposed agreement while maintaining discretionary property tax revenues for other District operations and priorities.

3. Exhibit C – Fire Engine Use Agreement

Overall, the draft language in the exhibit remains relatively unchanged from prior versions and the methodology remains consistent. The primary substantive change is the updated apparatus replacement value used to calculate the annual fire engine use charge.

The annual cost for use of the fire engine assigned to Station 38 is \$55,000, based upon a factor of 1/20 of the replacement cost of an engine with a replacement value of \$1,100,000.

4. Exhibit D – Office of the Fire Marshal Agreement

Overall, the draft language in the exhibit remains relatively unchanged from prior versions. Fire Marshal duties include:

- State-mandated fire and life safety inspections;
- Investigation of fire safety complaints;
- Annual business fire and life safety inspections; and
- Weed abatement inspections.

The proposed agreement and related exhibits were reviewed by District General Counsel, who did not identify any material legal concerns or provisions warranting further negotiation.

Budget Considerations

With the proposed five-year Cooperative Agreement, the County has provided Exhibit A, which contains an itemized summary of service levels and associated costs for each fiscal year covered by the agreement. The estimates included in Exhibit A represent fully burdened costs based on anticipated staffing, support services, direct charges, and fire engine use.

Historically, actual annual costs incurred by the District have been lower than the estimated costs reflected in Exhibit A. As a conservative budgeting practice, the District utilizes the Exhibit A estimates when preparing annual budgets. Any difference between budgeted and actual expenditures remains available to the District and

is retained within the Unrestricted Property Tax Reserve. Funding for the Cooperative Agreement is derived from the District's property tax allocation received from the County.

Table 1 below compares budgeted versus actual fire service costs under the District's previous agreements. When reviewing the proposed Exhibit A estimates, it is important to recognize that these figures represent fully burdened estimated costs and have historically proven conservative when compared to actual expenditures.

TABLE 1			
Fiscal Year	Budget	Actual	Difference
<u>Contract: 2018-2021</u>			
FY 18 19	\$ 2,431,401	\$ 1,901,578	\$ 529,823
FY 19 20	\$ 2,474,359	\$ 2,072,248	\$ 402,111
FY 20 21	\$ 2,525,000	\$ 2,090,252	\$ 434,748
 <u>Contract: 2021-2026</u>			
FY 21 22	\$ 2,338,100	\$ 2,272,315	\$ 65,785
FY 22 23	\$ 2,724,100	\$ 2,520,193	\$ 203,907
FY 23 24	\$ 2,955,000	\$ 2,895,065	\$ 59,935
FY 24 25	\$ 3,247,000	\$ 2,571,931	\$ 675,069
FY 25 26	\$ 3,512,000	\$ 2,326,695 [a]	\$ 1,185,305

[a] - Through 3 quarters

It should also be noted that Exhibit A estimates are subject to change during the term of the agreement based upon operational, regulatory, and statewide cost factors. During the current agreement term, several factors affected annual fire service costs, including but not limited to adjustments to the State of California's employee benefit rate, which is established annually and applied statewide to Cal Fire personnel costs, the District's transition from a Traditional Staffing Model to a Municipal Staffing Model pursuant to DM 2025-102, and implementation of the 66-hour workweek structure.

Table 2 below presents the estimated costs for each year of the proposed five-year agreement.

TABLE 2			
Fiscal Year	Exhibit A Estimate	\$ Change	% Change
<u>Contract: 2026-2031</u>			
FY 26 27	\$ 3,750,006		
FY 27 28	\$ 3,931,101	\$ 181,095	4.83%
FY 28 29	\$ 4,121,231	\$ 190,130	4.84%
FY 29 30	\$ 4,121,231	\$ -	0.00%
FY 30 31	\$ 4,121,231	\$ -	0.00%

You will note that the estimated costs for FY 2029|30 and FY 2030|31 remain unchanged. According to Cal Fire, cost projections for these years are not further escalated due to the limited reliability of long-range forecasting assumptions. Updated Exhibit A estimates will be provided as additional information becomes available closer to those fiscal years.

Contracted fire services are funded through the District’s property tax revenues, which have historically increased at a rate exceeding growth in fire service costs.

Table 3 compares actual fire service costs against actual property tax revenues during the 2018-2021 and 2021-2026 contract periods. Historically, excess property tax revenues have been utilized to support other District operations and services, including water, wastewater, and solid waste operations when needed.

TABLE 3				
Fiscal Year	Property Tax Receipts	Cal Fire Costs	<i>Difference</i>	
<u>Contract: 2018-2021</u>				
FY 18 19	\$ 3,107,505	\$ 1,901,578	\$ 1,205,928	
FY 19 20	\$ 3,138,305	\$ 2,072,248	\$ 1,066,057	
FY 20 21	\$ 3,936,137	\$ 2,090,252	\$ 1,845,884	
 <u>Contract: 2021-2026</u>				
FY 21 22	\$ 4,014,400	\$ 2,272,315	\$ 1,742,085	
FY 22 23	\$ 4,506,224	\$ 2,520,193	\$ 1,986,031	
FY 23 24	\$ 5,661,791	\$ 2,895,065	\$ 2,766,727	
FY 24 25	\$ 6,130,486	\$ 2,571,931	\$ 3,558,556	
FY 25 26	\$ 7,417,752 [a]	\$ 2,326,695 [b]	\$ 5,091,057	

[a] - Through 6/10/2026.

[b] - Through 3 quarters.

Table 4 compares projected fire service costs against projected property tax revenues throughout the proposed five-year agreement term. Property tax revenues were conservatively escalated at two percent (2%) annually.

Based upon these assumptions, staff believes the District will be able to fully fund fire protection services throughout the term of the agreement while continuing to maintain discretionary property tax revenues available for other District operations, capital improvements, and strategic initiatives.

TABLE 4

Fiscal Year	Estimated Property Tax Receipts	Estimated Cal Fire Costs (Exhibit A)	<i>Difference</i>
<u>Contract: 2026-2031</u>			
FY 26 27	\$ 7,566,107	\$ 3,750,006	\$ 3,816,101
FY 27 28	\$ 7,717,429	\$ 3,931,101	\$ 3,786,328
FY 28 29	\$ 7,871,778	\$ 4,121,231	\$ 3,750,547
FY 29 30	\$ 8,029,213	\$ 4,121,231	\$ 3,907,982
FY 30 31	\$ 8,189,798	\$ 4,121,231	\$ 4,068,567

Staff Assessment

Based upon its review, staff believes the proposed agreement provides a cost-effective and operationally sound framework for continuing fire protection and emergency services within the District. The agreement maintains existing service levels, supports long-term financial planning, and continues a service delivery model that has served the District and community well.

Other Considerations

While the financial and contractual components of the agreement are important, staff also recognizes the value of maintaining a longstanding partnership with Cal Fire and the County of Riverside. Over the years, the District has consistently received a high level of service from Station 38 personnel, including emergency response, fire prevention, community outreach, and support during District events and activities.

In addition to meeting operational service expectations, Cal Fire personnel have demonstrated a strong commitment to the Rubidoux community and have developed a thorough understanding of the District’s unique service area, facilities, and operational needs. The continuity provided through this established relationship contributes to effective coordination and service delivery.

Staff recognizes that the quality of service provided to the community has been an important consideration expressed by Board members throughout prior discussions regarding fire protection services and believes the proposed agreement continues to support those expectations.

As noted previously, District General Counsel has reviewed the proposed agreement and related exhibits and did not identify any material legal concerns. Staff believes the agreement is consistent with prior cooperative agreements and adequately protects the interests of the District.

RECOMMENDATION:

The General Manager recommends that the Board of Directors take the following actions:

1. Approve the five (5) year Cooperative Agreement for Fire Protection and Emergency Services with the County of Riverside for the period of July 1, 2026 through June 30, 2031.
2. Authorize the Board President and General Manager to execute the Agreement and any associated non-substantive documents necessary to implement the Agreement.

Respectfully,



BRIAN R. LADDUSAW, CPA
General Manager

Attachment(s):

1. Draft – Cooperative Agreement to Provide Fire Protection, Fire Prevention, Rescue, Fire Marshal, and Medical Emergency Services for the Rubidoux Community Services District

Attachment 1

**A COOPERATIVE AGREEMENT
TO PROVIDE FIRE PROTECTION, FIRE PREVENTION,
RESCUE, FIRE MARSHAL AND MEDICAL EMERGENCY SERVICES
FOR THE RUBIDOUX COMMUNITY SERVICES DISTRICT**

THIS AGREEMENT (“Agreement”), made and entered into this ____ day of _____, 2026, by and between the County of Riverside, a political subdivision of the State of California, on behalf of the Fire Department (hereinafter referred to as “COUNTY”), and the Rubidoux Community Services District a duly created District (hereinafter referred to as “DISTRICT”), referred to at times individually as “party” and collectively as “parties”, whereby it is agreed as follows:

SECTION I: PURPOSE

The purpose of this Agreement is to arrange for COUNTY, through its Cooperative Fire Programs Fire Protection Reimbursement Agreement (“CAL FIRE Agreement”) with the California Department of Forestry and Fire Protection (“CAL FIRE”), to provide DISTRICT with fire protection, hazardous materials mitigation, technical rescue response, fire marshal, medical emergency services, and public service assists (hereinafter called “Fire Services”). This Agreement is entered into pursuant to the authority granted by Government Code sections §55600 et seq., and will provide a unified, integrated, cooperative, regional fire protection system. COUNTY’s ability to perform under this Agreement is subject to the terms and conditions of the CAL FIRE Agreement.

SECTION II: DESIGNATION OF FIRE CHIEF

A. The County Fire Chief appointed by the Board of Supervisors, or his/her designee (hereinafter referred to as “Chief”), shall represent COUNTY and DISTRICT during the period of this Agreement, and Chief shall, under the supervision and direction of the County Board of Supervisors, have charge of the organization described in Exhibit “A”, attached hereto and made a part hereof, for the purpose of providing Fire Services as deemed necessary to satisfy the needs of both the COUNTY and DISTRICT, except upon those lands wherein other agencies of government have responsibility for the same or similar Fire Services.

B. The COUNTY will assign an existing Chief Officer as the Fire Department Liaison (“Fire Liaison”). The Chief may delegate certain authority to the Fire Liaison, as the Chief’s duly authorized designee, and the Fire Liaison shall be responsible for directing the Fire Services provided to DISTRICT via the Cooperative Agreement between the COUNTY and CAL FIRE.

C. The Chief Deputy of County Fire shall be the COUNTY Contract Administrator of this agreement.

D. COUNTY will be allowed flexibility in the assignment of available personnel and equipment in order to provide the Fire Services as agreed upon herein. This flexibility shall include, but is not limited to, staffing challenges and equipment availability. The DISTRICT shall be notified of any changes in classifications provided that differ from the Exhibit "A."

SECTION III: PAYMENT FOR SERVICES

A. DISTRICT shall annually appropriate a fiscal year budget to support the Fire Services designated at a level of service mutually agreed upon by both parties and as set forth in Exhibit "A" for the term of this Agreement. This Exhibit may be amended in writing by mutual agreement by both parties or when a DISTRICT requested increase or reduction in services is approved by COUNTY.

B. COUNTY provides fire personnel and services through its CAL FIRE Agreement. In the event DISTRICT desires an increase or decrease in CAL FIRE or COUNTY civil service employees or services assigned to DISTRICT as provided for in Exhibit "A," DISTRICT shall provide one hundred twenty (120) days written notice of the proposed requested increase or decrease. Proper notification shall include the following: (1) The total amount of increase or decrease; (2) The effective date of the increase or decrease; (3) The number of employees, by classification, affected by the proposed increase or decrease; and (4) the date the notice is sent to COUNTY. If such notice is not provided, DISTRICT shall reimburse COUNTY for relocation costs incurred by COUNTY because of the increase or decrease, in addition to any other remedies available resulting from the increase or decrease in services. COUNTY is under no obligation to approve any requested increase or decrease, and it is expressly understood by the parties that in no event will COUNTY authorize or approve DISTRICT's request to reduce services below the COUNTY Board of Supervisors approved staffing level for any fire station, or to reduce services to the extent that the services provided under this Agreement are borne by other jurisdictions. COUNTY shall render a written decision on whether to allow or deny the increase or decrease within thirty (30) days of the notice provided pursuant to this section.

C. DISTRICT shall pay COUNTY actual costs for Fire Services pursuant to this Agreement. COUNTY shall make a claim to DISTRICT for the actual cost of contracted services, pursuant to Exhibit "A," on a quarterly basis. The COUNTY is mandated per Government Code section §51350 for full cost recovery. DISTRICT shall pay each claim, in full, within thirty (30) days after receipt thereof.

D. Any changes to the salaries or expenses set forth in Exhibit "A" made necessary by action of the Riverside County Board of Supervisors, Legislature, CAL FIRE, or any other public agency with authority to direct changes in the level of salaries or expenses, shall be paid from the funds represented as set forth in Exhibit "A." The DISTRICT is obligated to expend or appropriate any sum in excess of Exhibit "A" increased by action of the Legislature, CAL FIRE, or any other public agency with authority to direct changes. If within thirty (30) days after notice, in writing, from COUNTY

to DISTRICT that the actual cost of maintaining the services specified in Exhibit "A" as a result of action by the Riverside County Board of Supervisors, Legislature, CAL FIRE, or other public agency will exceed the total amount specified therein, and DISTRICT has not agreed to make available the necessary additional funds, COUNTY shall have the right to unilaterally reduce the services furnished under this Agreement by an appropriate amount and shall promptly notify DISTRICT, in writing, specifying the services to be reduced. Any COUNTY or CAL FIRE personnel reduction resulting solely due to an increase in employee salaries or expenses occurring after signing this Agreement and set forth in Exhibit "A" that DISTRICT does not agree to fund, as described above, shall not be subject to relocation expense reimbursement by DISTRICT. If DISTRICT desires to add funds to the total included herein to cover the cost of increased salaries or services necessitated by actions described in this paragraph, such increase shall be accomplished by an additional appropriation by the District Council of DISTRICT, and the appropriate amendment(s) to Exhibits "A," "C," and "D" approved by the parties hereto.

E. Chief Deputy of County Fire, as the COUNTY Contract Administrator, is authorized to negotiate and execute any amendments to Exhibit "A," Exhibit "C," or Exhibit "D" of this Agreement on behalf of COUNTY as authorized by the Board of Supervisors. DISTRICT shall designate a "Contract Administrator" who shall, under the supervision and direction of DISTRICT, be authorized to execute amendments to Exhibits "A," "C," or "D" on behalf of DISTRICT.

F. N/A [] (Check only if applicable, and please initial to acknowledge) Additional terms as set forth in the attached Exhibit "B" Payment for Services Additional Terms are incorporated herein and shall additionally apply to this agreement regarding payment of services.

G. _____ [] (Check only if applicable, and please initial to acknowledge) Additional terms as set forth in the attached Exhibit "C" are incorporated herein and shall additionally apply to this agreement regarding payment for the Fire Engine Use Agreement.

H. _____ [] (Check only if applicable, and please initial to acknowledge) Additional terms as set forth in the attached Exhibit "D" are incorporated herein and shall additionally apply to this agreement regarding payment for Fire Marshall Services.

I. Notwithstanding Section III.G. above, as it relates to the Fire Engine Use Agreement, if applicable, additional terms as set forth are incorporated herein and shall additionally apply to this Agreement regarding payment of services. In the event that a fire engine, owned and maintained by the DISTRICT has a catastrophic failure or is requested by the DISTRICT, the COUNTY Fire Chief or Chief Deputy of County Fire may allow use of a COUNTY fire engine, free of charge, up to one hundred twenty (120) days. After the initial one hundred twenty (120) days, a rental fee will be applied to the DISTRICT invoice for use of said COUNTY fire engine. The rental fee shall be based upon the County Board of Supervisors Approved Fire Department Cost Recovery rates.

J. Notwithstanding Section III.H. above, as it relates to Fire Marshal services, if applicable, additional terms as set forth are incorporated herein and shall additionally apply to this agreement regarding Fire Marshal services. In the event the DISTRICT elects not to fund direct Fire Marshal personnel services outlined in Paragraph H (Exhibit "D"), the services must be provided by the COUNTY Office of the Fire Marshal pursuant to Health and Safety Code section 13145 and 13146 and at a cost to the developer as outlined in COUNTY Ordinance No. 671(Establishing Consolidated Fees For Land Use and Related Functions). Any services not provided for under Ordinance No. 671 will be at a cost to the DISTRICT based upon the COUNTY approved productive hourly rate for cost recovery.

K. In the event that a COUNTY-owned squad, aerial apparatus, patrol (Type VI), or light vehicle is requested by the DISTRICT for temporary operational use, the COUNTY Fire Chief or Chief Deputy of County Fire may allow use of a COUNTY squad, aerial apparatus, patrol (Type VI), or light vehicle, free of charge up to one hundred twenty (120) days. After the initial one hundred twenty (120) days, a rental fee will be applied to the DISTRICT invoice for use of said COUNTY squad, patrol (Type VI) or light vehicle based upon the County Board of Supervisors Approved Fire Department Cost Recovery rates.

L. In the event that a DISTRICT elects to fund additional COUNTY positions not associated with Fire Marshal services, the positions will be outlined in the Exhibit "A." Costs shall include, but are not limited to, IT, Communication, Uniforms, and general field supplies. All costs, including salaries and benefits, will be included in each quarterly invoice as outlined in Section III, Paragraph C.

SECTION IV: INITIAL TERM AND AMENDMENT

A. The term of this Agreement shall be from July 1, 2026, to June 30, 2031.

B. One (1) year prior to the date of expiration of this Agreement, DISTRICT shall give COUNTY written notice of whether DISTRICT intends to enter into a new Agreement with COUNTY for Fire Services and, if so, whether DISTRICT intends to request a change in the level of Fire Services provided under this Agreement.

SECTION V: TERMINATION

During the term of this Agreement, this Agreement may only be terminated by the voters of either the COUNTY or the DISTRICT pursuant to Government Code 55603.5.

SECTION VI: COOPERATIVE OPERATIONS

All Fire Services contemplated under this Agreement shall be performed by both parties to this Agreement working as one unit; therefore, personnel and/or equipment belonging to either DISTRICT or COUNTY may be temporarily dispatched elsewhere from time to time for mutual aid.

SECTION VII: MUTUAL AID

Pursuant to Health and Safety Code sections 13050 et seq., when rendering mutual aid or assistance, COUNTY may, at the request of DISTRICT, demand payment of charges and seek reimbursement of DISTRICT costs for personnel, equipment use, and operating expenses as funded herein, under authority given by Health and Safety Code sections 13051 and 13054. COUNTY, in seeking said reimbursement pursuant to such request of DISTRICT, shall represent the DISTRICT by following the procedures set forth in Health and Safety Code section 13052. Any recovery does not include DISTRICT resources outside of this Cooperative Agreement. Those resources would require the DISTRICT to obtain cost recovery directly.

In all such instances, COUNTY shall give timely notice of the possible application of Health and Safety Code sections 13051 and 13054 to the officer designated by DISTRICT.

SECTION VIII: SUPPRESSION COST RECOVERY

As provided in Health and Safety Code section 13009, Riverside County Ordinance No. 787.10, section 5.D.2., and California Fire Code, COUNTY may bring an action for collection of suppression costs of any fire caused by negligence, violation of law, or failure to correct noticed fire safety violations. Additionally, COUNTY may bring action for collection of costs against any person who negligently, intentionally or in violation of law causes an emergency response, including, but not limited to, a traffic accident, spill of toxic or flammable fluids or chemicals is liable for the costs of securing such emergency, including those costs pursuant to Government Code section 53150, et seq., as may be amended from time to time. When using DISTRICT equipment and personnel under the terms of this Agreement, COUNTY may bring such actions for collection of costs incurred by DISTRICT and the COUNTY. In such a case, DISTRICT appoints and designates COUNTY as its agent in said collection proceedings. In the event of recovery, COUNTY shall apportion the recovered amount via the annual Cost Allocation Plan. This recovery does not include DISTRICT resources outside of this Cooperative Agreement. Those resources would require the DISTRICT to obtain cost recovery directly.

In all such instances, COUNTY shall give timely notice of the possible application of Health and Safety Code section 13009 to the officer designated by DISTRICT.

SECTION IX: PROPERTY ACCOUNTING

All personal property provided by DISTRICT and by COUNTY for the purpose of providing Fire Services under the terms of this Agreement shall be marked and accounted for in such a manner as to conform to the standard operating procedure established by the COUNTY for the segregation, care, and use of the respective property of each.

SECTION X: FACILITY

DISTRICT shall provide Fire Station(s), strategically located to provide standard response time within the Rubidoux Community Services District from which fire operations shall be conducted. If the Fire Station(s) are owned by the DISTRICT, the DISTRICT shall maintain the facilities at DISTRICT's cost and expense. In the event DISTRICT requests COUNTY to undertake repairs or maintenance costs or services, the costs and expenses of such repairs or maintenance shall be reimbursed to COUNTY through the Support Services Cost Allocation, or as a direct Invoice to the DISTRICT.

SECTION XI: INDEMNIFICATION AND HOLD HARMLESS

To the fullest extent permitted by applicable law, COUNTY shall and does agree to indemnify, protect, defend and hold harmless DISTRICT, its agencies, districts, special districts and departments, their respective directors, officers, elected and appointed officials, employees, agents and representatives (collectively, "**DISTRICT Indemnitees**") for, from and against any and all liabilities, claims, damages, losses, liens, causes of action, suits, awards, judgments and expenses, attorney and/or consultant fees and costs, taxable or otherwise, of any nature, kind or description of any person or entity, directly or indirectly arising out of, caused by, or resulting from (1) the Services performed hereunder by COUNTY, or any part thereof, (2) the Agreement, including any approved amendments or modifications, or (3) any negligent act or omission of COUNTY, its officers, employees, subcontractors, agents, or representatives (collectively, "**Liabilities**"). Notwithstanding the foregoing, the only Liabilities with respect to which COUNTY's obligation to indemnify, including the cost to defend, the DISTRICT Indemnitees does not apply is with respect to Liabilities resulting from the negligence or willful misconduct of an Indemnitee, or to the extent such claims do not arise out of, pertain to or relate to the Scope of Work in the Agreement.

To the fullest extent permitted by applicable law, DISTRICT shall and does agree to indemnify, protect, defend and hold harmless COUNTY, its agencies, departments, directors, officers, agents, Board of Supervisors, elected and appointed officials and representatives (collectively, "**COUNTY Indemnitees**") for, from and against any and all liabilities, claims, damages, losses, liens, causes of action, suits, awards, judgments and expenses, attorney and/or consultant fees and costs, taxable or otherwise, of any nature, kind or description of any person or entity, directly or indirectly arising out of, caused by, or resulting from (1) the services performed hereunder, by DISTRICT, or any part thereof, (2) the Agreement, including any approved amendments or modifications, or (3) any negligent act or omission of DISTRICT its officers, employees, subcontractors, agents, or representatives (collectively, "**Liabilities**"). Notwithstanding the foregoing, the only Liabilities with respect to which DISTRICT's obligation to indemnify, including the cost to defend, the COUNTY Indemnitees does not apply is with respect to Liabilities resulting from the negligence or willful misconduct of an Indemnitee, or to the extent such claims do not arise out of, pertain to or relate to the Scope of Work in the Agreement.

SECTION XII: AUDIT

A. COUNTY and DISTRICT agree that their designated representative shall have the right to review and to copy any records and supporting documentation of the other party hereto pertaining to the performance of this Agreement. COUNTY and DISTRICT agree to maintain such records for possible audit for a minimum of three (3) years after final payment, unless a longer period of records retention is stipulated or as required by law, and to allow the auditor(s) of the other party access to such records during normal business hours. COUNTY and DISTRICT agree to a similar right to audit records in any subcontract related to performance of this Agreement. (Gov. Code, §8546.7).

B. Each party shall bear its own costs in performing a requested audit.

SECTION XIII: DISPUTES

DISTRICT shall select and appoint a "Contract Administrator" who shall, under the supervision and direction of DISTRICT, be available for contract resolution or policy intervention with COUNTY, when, upon determination by the Chief or County Contract Administrator that a situation exists under this Agreement in which a decision to serve the interest of DISTRICT has the potential to conflict with COUNTY interest or policy. Any dispute concerning a question of fact arising under the terms of this Agreement which is not disposed of within a reasonable period of time by the DISTRICT and COUNTY employees normally responsible for the administration of this Agreement shall be brought to the attention of the Chief Executive Officer (or designated representative) of each organization for joint resolution. For purposes of this provision, a "reasonable period of time" shall be ten (10) calendar days or less. DISTRICT and COUNTY agree to continue with the responsibilities under this Agreement during any dispute. Disputes that are not resolved informally by and between DISTRICT and COUNTY representatives may be resolved, by mutual agreement of the parties, through mediation. Such mediator will be jointly selected by the parties. The costs associated with mediator shall be shared equally among the participating parties. If the mediation does not resolve the issue(s), or if the parties cannot agree to mediation, the parties reserve the right to seek remedies as provided by law or in equity. The parties agree, pursuant to *Battaglia Enterprises v. Superior Court* (2013) 215 Cal.App.4th 309, that each of the parties are sophisticated and negotiated this agreement and this venue at arm's length. Pursuant to this Agreement, the parties agree that venue for litigation shall be in the Superior Court of Riverside County. Should any party attempt to defeat this section and challenge venue in Superior Court, the party challenging venue stipulates to request the Court change venue to San Bernardino County and shall not ask for venue in any other County.

Any claims or causes of actions, whether they arise out of unresolved disputes as specified in this section or claims by third parties that are made against the COUNTY, shall be submitted to the Office of the Clerk of the Board for the County of Riverside in a timely manner. For claims that involve CAL FIRE employees, the claims shall be

submitted to State of California Office of Risk and Insurance Management Department of General Services directly for processing.

SECTION XIV: ATTORNEYS' FEES

If DISTRICT fails to remit payments for services rendered pursuant to any provision of this Agreement, COUNTY may seek recovery of fees through litigation, in addition to all other remedies available.

In the event of litigation between COUNTY and DISTRICT to enforce any of the provisions of this Agreement or any right of either party hereto, the unsuccessful party to such litigation agrees to pay the prevailing party's costs and expenses, including reasonable attorneys' fees, all of which shall be included in and as a part of the judgment rendered in such litigation.

SECTION XV: DELIVERY OF NOTICES

Any notices to be served pursuant to this Agreement shall be considered delivered when deposited in the United States mail and addressed to:

COUNTY OF RIVERSIDE
Riverside County Fire
Chief Deputy of County Fire
210 West San Jacinto Avenue
Perris, CA 92570

RUBIDOUX COMMUNITY SERVICES DISTRICT
General Manager
Rubidoux Community Services District
Post Office Box 3098
Jurupa Valley, CA 92509

Provisions of this section do not preclude any notices being delivered in person to the addresses shown above. Delivery in person shall constitute service hereunder, effective when such service is made.

SECTION XVI: PUBLIC RECORDS ACT REQUESTS

The parties understand and acknowledge that, as a public agency, COUNTY is required to comply with the Public Records Act ("PRA," Gov. Code, § 7920 et seq.), which provides for the right of access to public records and other information in the event of the receipt of a qualifying request under the PRA. The parties understand and acknowledge that such compliance may require disclosure of all relevant, non-exempt documents that fall within the scope of a qualifying request under the PRA, including documents received from and/or concerning the other party to this Agreement.

SECTION XVII: ELECTRONIC SIGNATURE

This agreement may be executed in any number of counterparts, each of which will be an original, but all of which together will constitute one instrument. Each party of this agreement agrees to the use of electronic signatures, such as digital signatures that

meet the requirements of the California Uniform Electronic Transaction Act (“CUETA”) Civ. Code, §§ 1633.1 to 1633.17), for executing this agreement. The parties further agree that the electronic signatures of the parties included in this agreement are intended to authenticate this writing and to have the same force and effect as manual signatures. Electronic signature means an electronic sound, symbol, or process attached to or logically associated with an electronic record and executed or adopted by a person with the intent to sign the electronic record pursuant to the CUETA as amended from time to time. The CUETA authorizes use of an electronic signature for transactions and contracts among parties in California, including a government agency. Digital signature means an electronic identifier, created by computer, intended by the party using it to have the same force and effect as the use of a manual signature, and shall be reasonably relied upon by the parties. For purposes of this section, a digital signature is a type of “electronic signature” as defined in subdivision (i) of Section 1633.2 of the Civil Code.

SECTION XVIII: ENTIRE CONTRACT

This Agreement contains the whole contract between the parties for the provision of Fire Services. It may be amended or modified upon the mutual written consent of the parties hereto where in accordance with applicable state law. This Agreement does NOT supplement other specific agreements entered into by both parties for equipment or facilities, and excepting those equipment or facilities agreements, this Agreement cancels and supersedes any previous agreement for the same or similar services.

[Signature Provisions on following page]

IN WITNESS, WHEREOF, the duly authorized officials of the parties hereto have, in their respective capacities, set their hands as of the date first hereinabove written.

RUBIDOUX COMMUNITY SERVICES DISTRICT

Dated: _____

By: _____
Diana Leja, Board President

ATTEST:

APPROVED AS TO FORM:

By: _____
Brian Laddusaw, General Manger

By: _____
, District General Counsel

COUNTY OF RIVERSIDE, a political subdivision of the State of California

Dated: _____

By: _____
Chair, Board of Supervisors

ATTEST:

APPROVED AS TO FORM:

KIMBERLY A. RECTOR
Clerk of the Board

MINH C. TRAN,
County Counsel

By: _____
Deputy

By: _____
AARON C. GETTIS
Chief Deputy County Counsel

EXHIBIT "A"

TO THE COOPERATIVE AGREEMENT TO PROVIDE
FIRE PREVENTION, RESCUE, FIRE MARSHAL, HAZMAT AND
MEDICAL EMERGENCY FOR THE RUBIDOUX COMMUNITY SERVICES DISTRICT
CREATED MAY 26, 2026 FOR FY2026/2027 THRU FY2030/2031

CITY BUDGETED EXHIBIT "A" ESTIMATE

FISCAL YEAR 2026/2027	\$3,750,006
FISCAL YEAR 2027/2028	\$3,931,101
FISCAL YEAR 2028/2029	\$4,121,231
FISCAL YEAR 2029/2030	\$4,121,231
FISCAL YEAR 2030/2031	\$4,121,231
TOTAL CITY BUDGET ESTIMATE FOR FY2026/2027 THRU FY2030/2031	<u>\$20,044,800</u>

EXHIBIT "A"

TO THE COOPERATIVE AGREEMENT TO PROVIDE
FIRE PREVENTION, RESCUE, FIRE MARSHAL AND
MEDICAL EMERGENCY FOR THE RUBIDOUX COMMUNITY SERVICES DISTRICT
CREATED MAY 26, 2026 FOR FY2026/2027

**See notation below for estimate assumptions*

	CAPTAINS	CAPTAIN MEDICS	ENGINEERS	ENGINEER MEDICS	FF II	FFII MEDICS	TOTALS					
STA #38												
Medic Engine	942,024	3	552,112	2	309,791	1	238,691	1	537,524	2	2,580,142	9
SUBTOTALS	942,024		552,112		309,791		238,691		537,524		\$2,580,142	
SUBTOTAL STAFF	3			2	1		1		2			9
FIRE SYSTEMS INSPECTOR (PCN 00138452) (FSI Positions Split Funded with Jurupa Valley)			183,598	each							91,799	0.5
SUBTOTAL											\$91,799	9.5
SUPPORT SERVICES (Fire Cost Allocation Plan)												
Administrative/Operational (Schedule A)			31,463	per assigned Staff **							291,664	9.27
Volunteer Program (Schedule B)			17,323	Per Entity Allocation							17,323	1
Medic Program (Schedule C)			16,646	Medic FTE and	6,278	per Defib					56,215	3
Battalion Chief Support (Schedule D)			10,650	per Fire Station Staff							95,850	9
ECC Support (Schedule E)			41.94	per Call and	31,850	per Station					168,397	
Fleet Support (Schedule F)			95,400	per Fire Suppression Equip							95,400	1
Comm/IT Support (Schedule G)			48.86	per Call and	37,104	per Station					196,181	
Facility Support (Schedule H)			430.25	per FTE	1,840	per Station					5,712	
Hazmat Support (Schedule I)			4,099.65	per Call and	12,241	per Station					22,775	
SUPPORT SERVICES SUBTOTAL											\$949,516	
DIRECT CHARGES											73,549	
FIRE ENGINE USE AGREEMENT					55,000	each engine					55,000	1
TOTAL STAFF COUNT												9.5
TOTAL ESTIMATED RCSD BUDGET											\$3,750,006	

1	Fire Stations	9.0	Assigned Staff	
3,256	Number of Calls	0.27	Battalion Chief Allocation	
3	Assigned Medic FTE	**	9.27	Total Assigned Staff
1	Monitors/Defibs			
1	Hazmat Stations			
1	Number of Hazmat Calls			

SUPPORT SERVICES (Fire Cost Allocation Plan)

Administrative & Operational Services

Finance / Accounting	Public Affairs / Education
Training	Procurement
Data Processing	Fire Fighting Equip.
Personnel	Office Supplies/Equip.

SUPPORT SERVICES (Fire Cost Allocation Plan) cont.

Volunteer Program - Support staff, Workers Comp, and Personal Liability Insurance

Medic Program - Support staff, Training, Certification, Case Review & Reporting, Monitor/Defibrillator replacement cycle.

Battalion Chief Support - Pooled BC coverage for Cities/Agencies.

Fleet Support - Support staff, automotive costs, vehicle/engine maintenance, fuel costs

Emergency Command Center Support - Dispatch services costs

Communications / IT Support - Support staff, communications, radio maintenance, computer support functions

Facility Support - Facility maintenance staff with associated operating costs.

Hazmat Program - Support staff, operating costs, and vehicle replacement

FY 26/27 POSITION SALARIES TOP STEP

441,363	DEPUTY CHIEF	55,000	FIRE ENGINE
434,693	DIV CHIEF	31,463	SRVDEL
362,560	BAT CHIEF	17,323	VOL DEL
314,008	CAPT	16,646	MEDIC FTE
351,011	CAPT MEDIC	6,278	MEDIC MONITORS/DEFIBS REPLACEMENT
276,056	ENG	10,650	BC SUPPORT
309,791	ENG/MEDIC	31,850	ECC STATION
238,691	FF II	41.94	ECC CALLS
268,762	FF II/MEDIC	95,400	FLEET SUPPORT
154,762	ADMIN SVCS ANALYST II	37,104	COMM/IT STATION
126,332	ADMIN SVCS ASST	48.86	COMM/IT CALLS
247,904	DEPUTY FIRE MARSHAL	1,840	FACILITY STATION
220,681	EMERGENCY MEDICAL SERVICE SPECIALIST	430.25	FACILITY FTE
137,794	EXECUTIVE ASSISTANT II	12,241	HAZMAT STATION
124,307	FIRE PERMIT TECHNICIAN	4,099.65	HAZMAT CALLS
140,079	FIRE PREVENTION TECHNICIAN	6,434	HAZMAT VEHICLE REPLACEMENT
201,261	FIRE SAFETY SPECIALIST		
183,598	FIRE SYSTEMS INSPECTOR		
110,917	OFFICE ASSISTANT III		
235,306	SUPERVISING FIRE MARSHAL		

***Cost Assumptions:**

- All Salaries based on Salary, Pay Differentials, and Operating Expenses Schedule FY 2026-2027 Dated February 6, 2026
- Benefits and Admin Fee based on Staff Benefit Rate Matrix FY 2025-26 dated January 2026 Preliminary
- Non-Safety Personnel and Support Services costs based on FY26/27 Cost Allocation Plan with 5% escalator for FY27/28 and 28/29.

FY 26/27 DIRECT BILL ACCOUNT CODE

520230	Cellular Phone	522310	Maint-Building and Improvement
520300	Pager Service	522360	Maint-Extermination
520320	Telephone Service	522860	Medical-Dental Supplies
520800	Household Expense	522870	Other Medical Care Materials
520805	Appliances	522890	Pharmaceuticals
520815	Cleaning and Custodial Supp	523220	Licenses And Permits
520830	Laundry Services	523680	Office Equip Non Fixed Assets
520840	Household Furnishings	526700	Rent-Lease Bldgs
520845	Trash	526940	Locks/Keys
521380	Maint-Copier Machines	527280	Awards/Recognition
521440	Maint-Kitchen Equipment	529500	Electricity
521540	Maint-Office Equipment	529510	Heating Fuel
521600	Maint-Service Contracts	529550	Water
521660	Maint-Telephone	537240	Interfnd Exp-Utilities
521680	Maint-Underground Tanks	542060	Improvements-Building

EXHIBIT "A"

TO THE COOPERATIVE AGREEMENT TO PROVIDE
FIRE PREVENTION, RESCUE, FIRE MARSHAL AND
MEDICAL EMERGENCY FOR THE RUBIDOUX COMMUNITY SERVICES DISTRICT
CREATED MAY 26, 2026 FOR FY2027/2028

**See notation below for estimate assumptions*

	CAPTAINS	CAPTAIN MEDICS	ENGINEERS	ENGINEER MEDICS	FF II	FFII MEDICS	TOTALS					
STA #38												
Medic Engine	989,125	3	579,718	2	325,281	1	250,626	1	564,400	2	2,709,149	9
SUBTOTALS	989,125		579,718		325,281		250,626		564,400		\$2,709,149	
SUBTOTAL STAFF	3			2		1		1		2		9
FIRE SYSTEMS INSPECTOR (PCN 00138452) (FSI Positions Split Funded with Jurupa Valley)			192,778	each							96,389	0.5
SUBTOTAL											\$96,389	9.5
SUPPORT SERVICES (Fire Cost Allocation Plan)												
Administrative/Operational (Schedule A)			33,036	per assigned Staff **							306,245	9.27
Volunteer Program (Schedule B)			18,189	Per Entity Allocation							18,189	1
Medic Program (Schedule C)			17,478	Medic FTE and		6,592	per Defib				59,027	3
Battalion Chief Support (Schedule D)			11,183	per Fire Station Staff							100,643	9
ECC Support (Schedule E)			44.04	per Call and		33,443	per Station				176,827	
Fleet Support (Schedule F)			100,170	per Fire Suppression Equip							100,170	1
Comm/IT Support (Schedule G)			51.30	per Call and		38,959	per Station				206,002	
Facility Support (Schedule H)			451.76	per FTE		1,932	per Station				5,998	
Hazmat Support (Schedule I)			4,304.63	per Call and		12,853	per Station				23,913	
SUPPORT SERVICES SUBTOTAL											\$997,014	
DIRECT CHARGES											73,549	
FIRE ENGINE USE AGREEMENT					55,000	each engine					55,000	1
TOTAL STAFF COUNT												9.5
TOTAL ESTIMATED RCSD BUDGET											\$3,931,101	

1	Fire Stations	9.0	Assigned Staff	
3,256	Number of Calls	0.27	Battalion Chief Allocation	
3	Assigned Medic FTE	**	9.27	Total Assigned Staff
1	Monitors/Defibs			
1	Hazmat Stations			
1	Number of Hazmat Calls			

SUPPORT SERVICES (Fire Cost Allocation Plan)

Administrative & Operational Services

Finance / Accounting	Public Affairs / Education
Training	Procurement
Data Processing	Fire Fighting Equip.
Personnel	Office Supplies/Equip.

SUPPORT SERVICES (Fire Cost Allocation Plan) cont.

Volunteer Program - Support staff, Workers Comp, and Personal Liability Insurance

Medic Program - Support staff, Training, Certification, Case Review & Reporting, Monitor/Defibrillator replacement cycle.

Battalion Chief Support - Pooled BC coverage for Cities/Agencies.

Fleet Support - Support staff, automotive costs, vehicle/engine maintenance, fuel costs

Emergency Command Center Support - Dispatch services costs

Communications / IT Support - Support staff, communications, radio maintenance, computer support functions

Facility Support - Facility maintenance staff with associated operating costs.

Hazmat Program - Support staff, operating costs, and vehicle replacement

FY 27/28 POSITION SALARIES TOP STEP

463,431	DEPUTY CHIEF	55,000	FIRE ENGINE
456,428	DIV CHIEF	33,036	SRVDEL
380,688	BAT CHIEF	18,189	VOL DEL
329,708	CAPT	17,478	MEDIC FTE
368,562	CAPT MEDIC	6,592	MEDIC MONITORS/DEFIBS REPLACEMENT
289,859	ENG	11,183	BC SUPPORT
325,281	ENG/MEDIC	33,443	ECC STATION
250,626	FF II	44.04	ECC CALLS
282,200	FF II/MEDIC	100,170	FLEET SUPPORT
162,500	ADMIN SVCS ANALYST II	38,959	COMM/IT STATION
132,649	ADMIN SVCS ASST	51.30	COMM/IT CALLS
260,299	DEPUTY FIRE MARSHAL	1,932	FACILITY STATION
231,715	EMERGENCY MEDICAL SERVICE SPEC	451.76	FACILITY FTE
144,684	EXECUTIVE ASSISTANT II	12,853	HAZMAT STATION
130,522	FIRE PERMIT TECHNICIAN	4,304.63	HAZMAT CALLS
147,083	FIRE PREVENTION TECHNICIAN	6,756	HAZMAT VEHICLE REPLACEMENT
211,324	FIRE SAFETY SPECIALIST		
192,778	FIRE SYSTEMS INSPECTOR		
116,463	OFFICE ASSISTANT III		
247,071	SUPERVISING FIRE MARSHAL		

***Cost Assumptions:**

- All Salaries based on Salary, Pay Differentials, and Operating Expenses Schedule FY 2026-2027 Dated February 6, 2026
- Benefits and Admin Fee based on Staff Benefit Rate Matrix FY 2025-26 dated January 2026 Preliminary
- Non-Safety Personnel and Support Services costs based on FY26/27 Cost Allocation Plan with 5% escalator for FY27/28 and 28/29.

FY 27/28 DIRECT BILL ACCOUNT CODE

520230	Cellular Phone	522310	Maint-Building and Improvement
520300	Pager Service	522360	Maint-Extermination
520320	Telephone Service	522860	Medical-Dental Supplies
520800	Household Expense	522870	Other Medical Care Materials
520805	Appliances	522890	Pharmaceuticals
520815	Cleaning and Custodial Supp	523220	Licenses And Permits
520830	Laundry Services	523680	Office Equip Non Fixed Assets
520840	Household Furnishings	526700	Rent-Lease Bldgs
520845	Trash	526940	Locks/Keys
521380	Maint-Copier Machines	527280	Awards/Recognition
521440	Maint-Kitchen Equipment	529500	Electricity
521540	Maint-Office Equipment	529510	Heating Fuel
521600	Maint-Service Contracts	529550	Water
521660	Maint-Telephone	537240	Interfnd Exp-Utilities
521680	Maint-Underground Tanks	542060	Improvements-Building

EXHIBIT "A"

TO THE COOPERATIVE AGREEMENT TO PROVIDE
FIRE PREVENTION, RESCUE, FIRE MARSHAL AND
MEDICAL EMERGENCY FOR THE RUBIDOUX COMMUNITY SERVICES DISTRICT
CREATED MAY 26, 2026 FOR FY2028/2029

**See notation below for estimate assumptions*

	CAPTAINS	CAPTAIN MEDICS	ENGINEERS	ENGINEER MEDICS	FF II	FFII MEDICS	TOTALS		
STA #38									
Medic Engine	1,038,581	3	608,703	2	341,545	1 263,157	1 592,620	2 2,844,607	9
SUBTOTALS	1,038,581		608,703		341,545	263,157	592,620	\$2,844,607	
SUBTOTAL STAFF	3			2	1	1	2		9
FIRE SYSTEMS INSPECTOR (PCN 00138452) (FSI Positions Split Funded with Jurupa Valley)			202,417	each				101,208	0.5
SUBTOTAL								\$101,208	9.5
SUPPORT SERVICES (Fire Cost Allocation Plan)									
Administrative/Operational (Schedule A)			34,688	per assigned Staff **				321,556	9.27
Volunteer Program (Schedule B)			19,098	Per Entity Allocation				19,098	1
Medic Program (Schedule C)			18,352	Medic FTE and	6,922	per Defib		61,977	3
Battalion Chief Support (Schedule D)			11,742	per Fire Station Staff				105,679	9
ECC Support (Schedule E)			46.24	per Call and	35,115	per Station		185,679	
Fleet Support (Schedule F)			105,179	per Fire Suppression Equip				105,179	1
Comm/IT Support (Schedule G)			53.87	per Call and	40,907	per Station		216,291	
Facility Support (Schedule H)			474.35	per FTE	2,029	per Station		6,298	
Hazmat Support (Schedule I)			4,519.86	per Call and	13,496	per Station		25,109	
SUPPORT SERVICES SUBTOTAL								\$1,046,867	
DIRECT CHARGES								73,549	
FIRE ENGINE USE AGREEMENT				55,000	each engine			55,000	1
TOTAL STAFF COUNT									9.5
TOTAL ESTIMATED RCSD BUDGET								\$4,121,231	

1	Fire Stations	9.0	Assigned Staff
3,256	Number of Calls	0.27	Battalion Chief Allocation
3	Assigned Medic FTE	** 9.27	Total Assigned Staff
1	Monitors/Defibs		
1	Hazmat Stations		
1	Number of Hazmat Calls		

SUPPORT SERVICES (Fire Cost Allocation Plan)

Administrative & Operational Services

Finance / Accounting	Public Affairs / Education
Training	Procurement
Data Processing	Fire Fighting Equip.
Personnel	Office Supplies/Equip.

SUPPORT SERVICES (Fire Cost Allocation Plan) cont.

Volunteer Program - Support staff, Workers Comp, and Personal Liability Insurance

Medic Program - Support staff, Training, Certification, Case Review & Reporting, Monitor/Defibrillator replacement cycle.

Battalion Chief Support - Pooled BC coverage for Cities/Agencies.

Fleet Support - Support staff, automotive costs, vehicle/engine maintenance, fuel costs

Emergency Command Center Support - Dispatch services costs

Communications / IT Support - Support staff, communications, radio maintenance, computer support functions

Facility Support - Facility maintenance staff with associated operating costs.

Hazmat Program - Support staff, operating costs, and vehicle replacement

FY 28/29 POSITION SALARIES TOP STEP

486,603	DEPUTY CHIEF	55,000	FIRE ENGINE
479,249	DIV CHIEF	34,688	SRVDEL
399,722	BAT CHIEF	19,098	VOL DEL
346,194	CAPT	18,352	MEDIC FTE
386,990	CAPT MEDIC	6,922	MEDIC MONITORS/DEFIBS REPLACEMENT
304,352	ENG	11,742	BC SUPPORT
341,545	ENG/MEDIC	35,115	ECC STATION
263,157	FF II	46.24	ECC CALLS
296,310	FF II/MEDIC	105,179	FLEET SUPPORT
170,625	ADMIN SVCS ANALYST II	40,907	COMM/IT STATION
139,281	ADMIN SVCS ASST	53.87	COMM/IT CALLS
273,314	DEPUTY FIRE MARSHAL	2,029	FACILITY STATION
243,301	EMERGENCY MEDICAL SERVICE SPEC	474.35	FACILITY FTE
151,918	EXECUTIVE ASSISTANT II	13,496	HAZMAT STATION
137,048	FIRE PERMIT TECHNICIAN	4,519.86	HAZMAT CALLS
154,437	FIRE PREVENTION TECHNICIAN	7,094	HAZMAT VEHICLE REPLACEMENT
221,890	FIRE SAFETY SPECIALIST		
202,417	FIRE SYSTEMS INSPECTOR		
122,286	OFFICE ASSISTANT III		
259,425	SUPERVISING FIRE MARSHAL		

***Cost Assumptions:**

- All Salaries based on Salary, Pay Differentials, and Operating Expenses Schedule FY 2026-2027 Dated February 6, 2026
- Benefits and Admin Fee based on Staff Benefit Rate Matrix FY 2025-26 dated January 2026 Preliminary
- Non-Safety Personnel and Support Services costs based on FY26/27 Cost Allocation Plan with 5% escalator for FY27/28 and 28/29.

FY 28/29 DIRECT BILL ACCOUNT CODE

520230	Cellular Phone	522310	Maint-Building and Improvement
520300	Pager Service	522360	Maint-Extermination
520320	Telephone Service	522860	Medical-Dental Supplies
520800	Household Expense	522870	Other Medical Care Materials
520805	Appliances	522890	Pharmaceuticals
520815	Cleaning and Custodial Supp	523220	Licenses And Permits
520830	Laundry Services	523680	Office Equip Non Fixed Assets
520840	Household Furnishings	526700	Rent-Lease Bldgs
520845	Trash	526940	Locks/Keys
521380	Maint-Copier Machines	527280	Awards/Recognition
521440	Maint-Kitchen Equipment	529500	Electricity
521540	Maint-Office Equipment	529510	Heating Fuel
521600	Maint-Service Contracts	529550	Water
521660	Maint-Telephone	537240	Interfnd Exp-Utilities
521680	Maint-Underground Tanks	542060	Improvements-Building

EXHIBIT "A"

TO THE COOPERATIVE AGREEMENT TO PROVIDE
FIRE PREVENTION, RESCUE, FIRE MARSHAL AND
MEDICAL EMERGENCY FOR THE RUBIDOUX COMMUNITY SERVICES DISTRICT
CREATED MAY 26, 2026 FOR FY2029/2030

**See notation below for estimate assumptions*

	CAPTAINS	CAPTAIN MEDICS	ENGINEERS	ENGINEER MEDICS	FF II	FFII MEDICS	TOTALS		
STA #38									
Medic Engine	1,038,581	3	608,703	2	341,545	1 263,157	1 592,620	2 2,844,607	9
SUBTOTALS	1,038,581		608,703		341,545	263,157	592,620	\$2,844,607	
SUBTOTAL STAFF	3			2	1	1	2		9
FIRE SYSTEMS INSPECTOR (PCN 00138452) (FSI Positions Split Funded with Jurupa Valley)			202,417	each				101,208	0.5
SUBTOTAL								\$101,208	9.5
SUPPORT SERVICES (Fire Cost Allocation Plan)									
Administrative/Operational (Schedule A)			34,688	per assigned Staff **				321,556	9.27
Volunteer Program (Schedule B)			19,098	Per Entity Allocation				19,098	1
Medic Program (Schedule C)			18,352	Medic FTE and	6,922	per Defib		61,977	3
Battalion Chief Support (Schedule D)			11,742	per Fire Station Staff				105,679	9
ECC Support (Schedule E)			46.24	per Call and	35,115	per Station		185,679	
Fleet Support (Schedule F)			105,179	per Fire Suppression Equip				105,179	1
Comm/IT Support (Schedule G)			53.87	per Call and	40,907	per Station		216,291	
Facility Support (Schedule H)			474.35	per FTE	2,029	per Station		6,298	
Hazmat Support (Schedule I)			4,519.86	per Call and	13,496	per Station		25,109	
SUPPORT SERVICES SUBTOTAL								\$1,046,867	
DIRECT CHARGES								73,549	
FIRE ENGINE USE AGREEMENT				55,000	each engine			55,000	1
TOTAL STAFF COUNT									9.5
TOTAL ESTIMATED RCSD BUDGET								\$4,121,231	

1	Fire Stations	9.0	Assigned Staff
3,256	Number of Calls	0.27	Battalion Chief Allocation
3	Assigned Medic FTE	** 9.27	Total Assigned Staff
1	Monitors/Defibs		
1	Hazmat Stations		
1	Number of Hazmat Calls		

SUPPORT SERVICES (Fire Cost Allocation Plan)

Administrative & Operational Services

Finance / Accounting	Public Affairs / Education
Training	Procurement
Data Processing	Fire Fighting Equip.
Personnel	Office Supplies/Equip.

SUPPORT SERVICES (Fire Cost Allocation Plan) cont.

Volunteer Program - Support staff, Workers Comp, and Personal Liability Insurance

Medic Program - Support staff, Training, Certification, Case Review & Reporting, Monitor/Defibrillator replacement cycle.

Battalion Chief Support - Pooled BC coverage for Cities/Agencies.

Fleet Support - Support staff, automotive costs, vehicle/engine maintenance, fuel costs

Emergency Command Center Support - Dispatch services costs

Communications / IT Support - Support staff, communications, radio maintenance, computer support functions

Facility Support - Facility maintenance staff with associated operating costs.

Hazmat Program - Support staff, operating costs, and vehicle replacement

FY 29/30 POSITION SALARIES TOP STEP

486,603	DEPUTY CHIEF	55,000	FIRE ENGINE
479,249	DIV CHIEF	34,688	SRVDEL
399,722	BAT CHIEF	19,098	VOL DEL
346,194	CAPT	18,352	MEDIC FTE
386,990	CAPT MEDIC	6,922	MEDIC MONITORS/DEFIBS REPLACEMENT
304,352	ENG	11,742	BC SUPPORT
341,545	ENG/MEDIC	35,115	ECC STATION
263,157	FF II	46.24	ECC CALLS
296,310	FF II/MEDIC	105,179	FLEET SUPPORT
170,625	ADMIN SVCS ANALYST II	40,907	COMM/IT STATION
139,281	ADMIN SVCS ASST	53.87	COMM/IT CALLS
273,314	DEPUTY FIRE MARSHAL	2,029	FACILITY STATION
243,301	EMERGENCY MEDICAL SERVICE SPEC	474.35	FACILITY FTE
151,918	EXECUTIVE ASSISTANT II	13,496	HAZMAT STATION
137,048	FIRE PERMIT TECHNICIAN	4,519.86	HAZMAT CALLS
154,437	FIRE PREVENTION TECHNICIAN	7,094	HAZMAT VEHICLE REPLACEMENT
221,890	FIRE SAFETY SPECIALIST		
202,417	FIRE SYSTEMS INSPECTOR		
122,286	OFFICE ASSISTANT III		
259,425	SUPERVISING FIRE MARSHAL		

***Cost Assumptions:**

- All Salaries based on Salary, Pay Differentials, and Operating Expenses Schedule FY 2026-2027 Dated February 6, 2026
- Benefits and Admin Fee based on Staff Benefit Rate Matrix FY 2025-26 dated January 2026 Preliminary
- Non-Safety Personnel and Support Services costs based on FY26/27 Cost Allocation Plan with 5% escalator for FY27/28 and 28/29.

FY 29/30 DIRECT BILL ACCOUNT CODE

520230	Cellular Phone	522310	Maint-Building and Improvement
520300	Pager Service	522360	Maint-Extermination
520320	Telephone Service	522860	Medical-Dental Supplies
520800	Household Expense	522870	Other Medical Care Materials
520805	Appliances	522890	Pharmaceuticals
520815	Cleaning and Custodial Supp	523220	Licenses And Permits
520830	Laundry Services	523680	Office Equip Non Fixed Assets
520840	Household Furnishings	526700	Rent-Lease Bldgs
520845	Trash	526940	Locks/Keys
521380	Maint-Copier Machines	527280	Awards/Recognition
521440	Maint-Kitchen Equipment	529500	Electricity
521540	Maint-Office Equipment	529510	Heating Fuel
521600	Maint-Service Contracts	529550	Water
521660	Maint-Telephone	537240	Interfnd Exp-Utilities
521680	Maint-Underground Tanks	542060	Improvements-Building

EXHIBIT "A"

TO THE COOPERATIVE AGREEMENT TO PROVIDE
FIRE PREVENTION, RESCUE, FIRE MARSHAL AND
MEDICAL EMERGENCY FOR THE RUBIDOUX COMMUNITY SERVICES DISTRICT
CREATED MAY 26, 2026 FOR FY2030/2031

**See notation below for estimate assumptions*

	CAPTAINS	CAPTAIN MEDICS	ENGINEERS	ENGINEER MEDICS	FF II	FFII MEDICS	TOTALS		
STA #38									
Medic Engine	1,038,581	3	608,703	2	341,545	1 263,157	1 592,620	2 2,844,607	9
SUBTOTALS	1,038,581		608,703		341,545	263,157	592,620	\$2,844,607	
SUBTOTAL STAFF		3		2	1	1	2		9
FIRE SYSTEMS INSPECTOR (PCN 00138452) (FSI Positions Split Funded with Jurupa Valley)			202,417	each				101,208	0.5
SUBTOTAL								\$101,208	9.5
SUPPORT SERVICES (Fire Cost Allocation Plan)									
Administrative/Operational (Schedule A)			34,688	per assigned Staff **				321,556	9.27
Volunteer Program (Schedule B)			19,098	Per Entity Allocation				19,098	1
Medic Program (Schedule C)			18,352	Medic FTE and	6,922	per Defib		61,977	3
Battalion Chief Support (Schedule D)			11,742	per Fire Station Staff				105,679	9
ECC Support (Schedule E)			46.24	per Call and	35,115	per Station		185,679	
Fleet Support (Schedule F)			105,179	per Fire Suppression Equip				105,179	1
Comm/IT Support (Schedule G)			53.87	per Call and	40,907	per Station		216,291	
Facility Support (Schedule H)			474.35	per FTE	2,029	per Station		6,298	
Hazmat Support (Schedule I)			4,519.86	per Call and	13,496	per Station		25,109	
SUPPORT SERVICES SUBTOTAL								\$1,046,867	
DIRECT CHARGES								73,549	
FIRE ENGINE USE AGREEMENT				55,000	each engine			55,000	1
TOTAL STAFF COUNT									9.5
TOTAL ESTIMATED RCSD BUDGET								\$4,121,231	

1	Fire Stations	9.0	Assigned Staff	
3,256	Number of Calls	0.27	Battalion Chief Allocation	
3	Assigned Medic FTE	**	9.27	Total Assigned Staff
1	Monitors/Defibs			
1	Hazmat Stations			
1	Number of Hazmat Calls			

SUPPORT SERVICES (Fire Cost Allocation Plan)

Administrative & Operational Services

Finance / Accounting	Public Affairs / Education
Training	Procurement
Data Processing	Fire Fighting Equip.
Personnel	Office Supplies/Equip.

SUPPORT SERVICES (Fire Cost Allocation Plan) cont.

Volunteer Program - Support staff, Workers Comp, and Personal Liability Insurance

Medic Program - Support staff, Training, Certification, Case Review & Reporting, Monitor/Defibrillator replacement cycle.

Battalion Chief Support - Pooled BC coverage for Cities/Agencies.

Fleet Support - Support staff, automotive costs, vehicle/engine maintenance, fuel costs

Emergency Command Center Support - Dispatch services costs

Communications / IT Support - Support staff, communications, radio maintenance, computer support functions

Facility Support - Facility maintenance staff with associated operating costs.

Hazmat Program - Support staff, operating costs, and vehicle replacement

FY 30/31 POSITION SALARIES TOP STEP

486,603	DEPUTY CHIEF	55,000	FIRE ENGINE
479,249	DIV CHIEF	34,688	SRVDEL
399,722	BAT CHIEF	19,098	VOL DEL
346,194	CAPT	18,352	MEDIC FTE
386,990	CAPT MEDIC	6,922	MEDIC MONITORS/DEFIBS REPLACEMENT
304,352	ENG	11,742	BC SUPPORT
341,545	ENG/MEDIC	35,115	ECC STATION
263,157	FF II	46.24	ECC CALLS
296,310	FF II/MEDIC	105,179	FLEET SUPPORT
170,625	ADMIN SVCS ANALYST II	40,907	COMM/IT STATION
139,281	ADMIN SVCS ASST	53.87	COMM/IT CALLS
273,314	DEPUTY FIRE MARSHAL	2,029	FACILITY STATION
243,301	EMERGENCY MEDICAL SERVICE SPEC	474.35	FACILITY FTE
151,918	EXECUTIVE ASSISTANT II	13,496	HAZMAT STATION
137,048	FIRE PERMIT TECHNICIAN	4,519.86	HAZMAT CALLS
154,437	FIRE PREVENTION TECHNICIAN	7,094	HAZMAT VEHICLE REPLACEMENT
221,890	FIRE SAFETY SPECIALIST		
202,417	FIRE SYSTEMS INSPECTOR		
122,286	OFFICE ASSISTANT III		
259,425	SUPERVISING FIRE MARSHAL		

***Cost Assumptions:**

- All Salaries based on Salary, Pay Differentials, and Operating Expenses Schedule FY 2026-2027 Dated February 6, 2026
- Benefits and Admin Fee based on Staff Benefit Rate Matrix FY 2025-26 dated January 2026 Preliminary
- Non-Safety Personnel and Support Services costs based on FY26/27 Cost Allocation Plan with 5% escalator for FY27/28 and 28/29.

FY 30/31 DIRECT BILL ACCOUNT CODE

520230	Cellular Phone	522310	Maint-Building and Improvement
520300	Pager Service	522360	Maint-Extermination
520320	Telephone Service	522860	Medical-Dental Supplies
520800	Household Expense	522870	Other Medical Care Materials
520805	Appliances	522890	Pharmaceuticals
520815	Cleaning and Custodial Supp	523220	Licenses And Permits
520830	Laundry Services	523680	Office Equip Non Fixed Assets
520840	Household Furnishings	526700	Rent-Lease Bldgs
520845	Trash	526940	Locks/Keys
521380	Maint-Copier Machines	527280	Awards/Recognition
521440	Maint-Kitchen Equipment	529500	Electricity
521540	Maint-Office Equipment	529510	Heating Fuel
521600	Maint-Service Contracts	529550	Water
521660	Maint-Telephone	537240	Interfnd Exp-Utilities
521680	Maint-Underground Tanks	542060	Improvements-Building

EXHIBIT "C"

**TO THE COOPERATIVE AGREEMENT
TO PROVIDE FIRE PROTECTION, FIRE PREVENTION, RESCUE,
FIRE MARSHAL AND MEDICAL EMERGENCY SERVICES FOR
RUBIDOUX COMMUNITY SERVICES DISTRICT
DATED JULY 1, 2026**

**PAYMENT FOR SERVICES
ADDITIONAL SERVICES
FIRE ENGINE USE AGREEMENT**

Station 38

Engine E38, RCO No. 16-8460 (VIN: 4S7CT2D91HC081446) \$ 55,000.00

\$ 55,000.00

The Fire Engine Use Agreement is utilized in the event that a fire engine(s) which was initially purchased by the DISTRICT, and then the DISTRICT elects to have the COUNTY take responsibility of said fire engine(s). The Fire Engine Use Agreement guarantees the DISTRICT the use of this fire engine(s), the COUNTY network of equipment, and resources of the COUNTY.

This fire engine(s) shall be used as an integrated unit for Fire Services as set forth in this Cooperative Agreement between the COUNTY and DISTRICT, and shall be stationed primarily in the DISTRICT. The change in ownership of the fire engine does not waive or supersede any responsibilities of the DISTRICT pursuant to this agreement. This exhibit is strictly to further detail for the DISTRICT, the responsibilities and costs associated within the Cooperative Agreement between the COUNTY and DISTRICT; therefore, the Fire Engine Use Agreement is inseparable.

The DISTRICT will have the option of transferring title of said fire engine(s) to the COUNTY. If the DISTRICT transfers title of said fire engine(s) to the County, the County will take ownership of the said fire engine(s), and the County will maintain insurance on said fire engine(s). If the DISTRICT opts to maintain ownership and title of said fire engine(s), the DISTRICT will maintain insurance on said fire engine(s). Proof of Insurance is to be provided to the COUNTY.

The COUNTY will ensure a working fire engine(s) is available for the DISTRICT at all times under this agreement. All capital improvements and/or betterments to the fire engine(s) listed above, will be the responsibility and paid for by the owner of

said fire engine(s). All other maintenance and repairs to the fire engine(s) listed above, will be the responsibility and paid for by the COUNTY under this Agreement.

When the Riverside County Fire Department Fleet personnel determine the fire engine(s) listed above is due for replacement, the COUNTY will purchase a new fire engine(s); and, the owner of the old fire engine(s) may survey said fire engine(s) or reallocate as a second roll response fire engine.

The annual cost for this service is calculated at 1/20 of the replacement cost. The current replacement cost is \$1,100,000. If this Agreement is entered into mid-year, the annual cost will be prorated accordingly.

The DISTRICT may opt out of this Agreement at any time in writing and the costs will be prorated accordingly by fiscal year. No refunds will be provided for any prior payments. If the fire engine(s) have been titled to the COUNTY and the fire engine(s) are still within their useful life cycle, the ownership will not revert back to the DISTRICT unless the entire Cooperative Agreement is terminated.

EXHIBIT "D"

TO THE COOPERATIVE AGREEMENT TO PROVIDE FIRE PROTECTION, FIRE PREVENTION, FIRE MARSHAL, RESCUE AND MEDICAL EMERGENCY SERVICES FOR RUBIDOUX COMMUNITY SERVICES DISTRICT DATED JULY 1, 2026

PAYMENT FOR ADDITIONAL SERVICES OFFICE OF THE FIRE MARSHAL AGREEMENT

The Fire Marshal Agreement is utilized in the event a DISTRICT elects to fund COUNTY Fire Marshal personnel to perform the duties of the Office of the Fire Marshal. The COUNTY Chief Deputy will assign a COUNTY Manager as the Office of the Fire Marshal Liaison ("OFM Liaison"). The Chief Deputy may delegate certain authority to the OFM Liaison, as the Fire Marshal's duly authorized designee and the OFM Liaison shall be responsible for directing the Fire Marshal Services provided to DISTRICT as set forth in this Exhibit "D."

The Fire Marshal duties include:

For conformance with applicable laws, codes and regulations concerning fire protection and life safety -

- State mandated Fire/Life Safety Inspections in accordance with Health and Safety Code sections 13146.1, 13146.2, 13146.3, 13217 and 13235
- Investigation of fire safety complaints
- Annual Business Fire/Life Safety inspections in accordance with Health and Safety Code section 13146.1, 13146.2, 13146.3, 13217 and 13235
- Weed abatement inspections.

In the event DISTRICT desires an increase in the Office of the Fire Marshal services provided, DISTRICT shall provide (120) days' written notice of the proposed increase in services. COUNTY is under no obligation to approve any requested increase. COUNTY shall render a written decision on whether to allow or deny the increase within (60) days of the notice provided pursuant to this section.

It is the DISTRICT's responsibility to provide funding for all operating equipment and supplies for each position in accordance with COUNTY requirements and/or standards. The equipment and supplies include, but are not limited to the following:

The DISTRICT or COUNTY shall provide, unless otherwise agreed upon:

- Office space
- Furniture
- General & field supplies
- Training

The COUNTY shall provide at the expense of the DISTRICT:

- Vehicle and regular maintenance. Vehicles operated by Fire Marshal personnel may be provided by the COUNTY or the DISTRICT, as agreed upon. As agreed upon, the vehicle(s) is provided by the DISTRICT, all fuel and maintenance will be provided by the COUNTY at a cost to the DISTRICT based upon the cost split of the position(s) outlined in the Exhibit A.
- All IT and Communication tools (such as cell phone, computer, COUNTY required software licensing, etc.)
- The permitting and inspection software system will not be provided, unless mutually agreed upon in writing.
- Uniforms (as outlined in the positions MOUs)

The equipment and supplies provided by COUNTY shall be based upon the County Board of Supervisors Approved Fire Department Cost Recovery rates or actual costs when absent a specific rate. All costs, including salaries and benefits, will be included in each quarterly invoice as outlined in the Cooperative Agreement.

The DISTRICT may opt out of this Exhibit and eliminate funding for locally direct COUNTY Fire Marshal personnel at the DISTRICT in writing with a minimum notice of one hundred and twenty (120) days. The costs will be prorated accordingly by services provided and fiscal year.

It is the responsibility of the DISTRICT to obtain cost recovery for the Fire Marshal services provided by these personnel for the DISTRICT.

9. **ACTION / DISCUSSION ITEMS** (continued)

C. **DM 2026-53: PUBLIC HEARING** – Consideration to Adopt:

- a. Resolution No. 2026-934, A Resolution of the Board of Directors of the Rubidoux Community Services District, Adopting the 2025 Urban Water Management Plan
- b. Resolution No. 2026-935, A Resolution of the Board of Directors of the Rubidoux Community Services District, Adopting the 2025 Water Shortage Contingency Plan

Rubidoux Community Services District

Board of Directors

Diana Leja, President
Leslie Altamirano, Vice-President
Bernard Murphy
John Skerbelis
Hank Trueba Jr.

General Manager

Brian R. Laddusaw



Water Resource Management Refuse Collection Street Lights Fire / Emergency Services Weed Abatement

DIRECTORS MEMORANDUM 2026-53

June 18, 2026

To: Rubidoux Community Services District
Board of Directors

Subject: **PUBLIC HEARING** – Consideration to Adopt:

- a. Resolution No. 2026-934, A Resolution of the Board of Directors of the Rubidoux Community Services District, Adopting the 2025 Urban Water Management Plan
- b. Resolution No. 2026-935, A Resolution of the Board of Directors of the Rubidoux Community Services District, Adopting the 2025 Water Shortage Contingency Plan

BACKGROUND:

The Urban Water Management Planning Act requires every urban water supplier to update and adopt its Urban Water Management Plan (“UWMP”) at least once every five (5) years on or before July 1 in years ending in six and one. California Water Code Section 10642 requires agencies to make their plans available for public inspection prior to adoption and conduct a public hearing at which the public may submit or verbalize comments on the draft 2025 UWMP.

For purposes of the Urban Water Management Planning Act an “urban water supplier” is a supplier providing water for municipal purposes either directly or indirectly to more than 3,000 customers or supplying more than 3,000 acre-feet of water annually. Rubidoux Community Services District (“District”) exceeds both criteria and is required to update its UWMP.

On November 20, 2025, the District's Board of Directors authorized the Master Consulting Agreement with SA Associates (“SA”) and issued a Task Order for preparation of the District’s 2025 UWMP and the District’s 2025 Water Shortage Contingency Plan (“WSCP”) (DM 2025-103). The District 2025 WSCP is included as Section 5 within the 2025 UWMP. The 2025 UWMP is an update of the District’s 2020 UWMP and reflects current demand projections and water supplies.

The UWMP is the periodic document urban water suppliers use to describe and evaluate sources of water, efficient uses of water, demand management measures, implementation strategy and schedule, and other relevant information and programs. An UWMP is required for a water supplier to be eligible for Department of Water Resources administered state grants and loans and drought assistance. Information within the document is used by the state to aggregate statewide water conditions, issues, and propagate public policy with the goal of ensuring the state has adequate safe and reliable water supply.

In compliance with California Water Code appropriate notifications were made to allow interested parties to review and provide unput regarding the District’s draft 2025 UWMP and 2025 WSCP. Below are the various notifications provided:

Date	Notice	Code Section
April 9, 2026	Notice 1: 60-day notice	WC 10621(b)
June 4 & June 11, 2026	Public Notice in newspaper	WC 10642 and GC 6066
June 4, 2026	Public Posting on District website and hardcopy of UWMP made available at District customer counter	WC 10642
June 10, 2026	Notice 2: one-week notice to Cities and Public Agencies	N/A

As of the preparation of this Director’s Memorandum, no written or oral comments have been received regarding the District’s intent to adopt the 2025 UWMP. A hardcopy of the 2025 UWMP is available for review at the District office located at 3590 Rubidoux Blvd., Jurupa Valley, CA and on the District’s website – www.rcsd.org.

After the presentation and input by the public, the Board can consider approving the District’s 2025 UWMP and WSCP by adoption of Resolution No. 2026-934 and Resolution No. 2026-935.

RECOMMENDATION:

If no substantial comments on the UWMP or WSCP are received during the Public Hearing, District staff recommends that the Board take the following actions:

1. Conduct the Public Hearing and receive oral testimony from members of the public.
2. Adopt Resolution No. 2026-934, A Resolution of the Board of Directors of the Rubidoux Community Services District Adopting the 2025 Urban Water Management Plan.
3. Adopt Resolution No. 2026-935, A Resolution of the Board of Directors of Rubidoux Community Services District Adopting the 2025 Water Shortage Contingency Plan.

Respectfully,



BRIAN R. LADDUSAW, CPA
General Manager

Attachment(s):

1. Resolution No. 2026-934
2. Resolution No. 2026-935

Note: A complete copy of the 2025 Urban Water Management Plan and Water Shortage Contingency Plan (Section 8 of the Urban Water Management Plan) is available for public review online at:

<https://www.rcsd.org/urban-water-management-plan-2025>

Attachment 1

RESOLUTION NO. 2026 – 934

**RESOLUTION OF THE BOARD OF DIRECTORS
OF THE RUBIDOUX COMMUNITY SERVICES DISTRICT,
ADOPTING THE 2025 URBAN WATER MANAGEMENT PLAN**

WHEREAS, the California Legislature enacted Assembly Bill 797 (Water Code Section 10610 et seq., known as the Urban Water Management Planning Act) during the 1981-1984 Regular Session, and as amended subsequently, which mandates that every supplier providing water for municipal purposes to more than 3,000 customers or supplying more than 3,000 acre feet of water annually, prepare an Urban Water Management Plan (“Plan”), the primary objective of which is to plan for the conservation and efficient use of water; and

WHEREAS, the Rubidoux Community Services District (“District”) is an urban supplier of water providing water to a population of over 39,700 and annual water deliveries in excess of 5,200 acre-feet per year; and

WHEREAS, the Plan shall be periodically reviewed at least once every five (5) years, and that the District shall make any amendments or changes to its Plan which are indicated by the review; and

WHEREAS, the Plan must be adopted by the Board of Directors of the District, after public review and hearing, and filed with the California Department of Water Resources (“DWR”) within thirty (30) days of adoption; and

WHEREAS, District staff has, therefore, prepared and made available to the public for review and inspection the proposed District 2025 Urban Water Management Plan dated June 4, 2026, in compliance with the requirements contained in Part 2.6 of Division 6 of the Water Code of the State of California; and

WHEREAS, the aforesaid plan is entitled “Rubidoux Community Services District 2025 Urban Water Management Plan”; and

WHEREAS, this Board of Directors duly called and noticed a public hearing on the aforesaid plan to be held on June 18, 2026, at the hour of 4:00 PM; and

WHEREAS, a 60-day Notice of Hearing was completed pursuant to State of California Water Code Section 10621(b), and

WHEREAS, a 14-day Notice of Hearing was duly published pursuant to State of California Water Code Section 10642, and

WHEREAS, the aforesaid hearing called by the Board has been duly held and concluded.

NOW, THEREFORE, BE IT RESOLVED, DETERMINED AND ORDERED BY THE BOARD OF DIRECTORS OF THE RUBIDOUX COMMUNITY SERVICES DISTRICT AS FOLLOWS:

Section 1. That all the foregoing is true and correct.

Section 2. That the aforesaid Rubidoux Community Services District 2025 Urban Water Management Plan is hereby adopted.

APPROVED AND ADOPTED by the Board of Directors of the Rubidoux Community Services District at a meeting thereof on the 18th day of June 2026, by the following vote:

AYES:

NOES:

ABSENT:

ABSENTATIONS:

Diana Leja, President
Rubidoux Community Services District

(Seal)

ATTEST:

Brian Laddusaw, General Manager
Rubidoux Community Services District

Attachment 2

RESOLUTION NO. 2026-935

**RESOLUTION OF THE BOARD OF DIRECTORS OF THE RUBIDOUX
COMMUNITY SERVICES DISTRICT ADOPTING THE 2025 WATER SHORTAGE
CONTINGENCY PLAN**

WHEREAS, Rubidoux Community Services District (“District”) is an urban water supplier that is required to adopt an Urban Water Management Plan pursuant to Water Code Sections 10620 et seq.; and

WHEREAS, the District has prepared a 2025 Urban Water Management Plan, and as part of that plan the District is also required to prepare and adopt a Water Shortage Contingency Plan (Plan) that consists of certain elements prescribed by Water Code Section 10632, and to make the Plan available to the District’s customers, the California State Library, the California Department of Water Resources, and to any city or county within which the District supplies water no later than 30 days after adoption of the Plan and no later than July 1, 2026 as a required component of the Urban Water Management Plan; and

WHEREAS, the District’s consulting engineers, SA Associates, have assisted the District in preparing the District’s proposed 2025 Water Shortage Contingency Plan, in coordination with other water agencies in the area that share the same water sources as the District, and the District has provided 60 days’ written notice to the City Jurupa Valley, County of Riverside, and other proximal Cities and Public Agencies that the proposed 2025 Water Shortage Contingency Plan would be considered by the District’s Board of Directors at a public hearing at which time the District’s proposed 2025 Urban Water Management Plan would also be considered; and

WHEREAS, on June 18, 2026, this Board of Directors conducted a public hearing on the proposed 2025 Water Shortage Contingency Plan, as well as the proposed 2025 Urban Water Management Plan, following publication of the notice of public hearing in the manner required by law, and at the hearing considered all testimony and comment received on the proposed 2025 Water Shortage Contingency Plan and considered all comments.

NOW, THEREFORE, BE IT RESOLVED, DETERMINED AND ORDERED BY THE BOARD OF DIRECTORS OF RUBIDOUX COMMUNITY SERVICES DISTRICT AS FOLLOWS:

Section 1. That all the foregoing is true and correct.

Section 2. The 2025 Water Shortage Contingency Plan for Rubidoux Community Services District is hereby approved and adopted.

Section 3. Within 30 days after the adoption of this Resolution and no later than July 1, 2026 as a component of the 2025 Urban Water Management Plan, District staff are hereby directed to file copies of the 2025 Water Shortage Contingency Plan with the California

Department of Water Resources, the California State Library, the City of and Jurupa Valley and the County of Riverside, and shall make copies thereof available for public review.

APPROVED AND ADOPTED by the Board of Directors of the Rubidoux Community Services District at a meeting thereof on the 18th day of June 2026, by the following vote:

AYES:

NOES:

ABSENT:

ABSENTATIONS:

Diana Leja, President
Rubidoux Community Services District

(Seal)

ATTEST:

Brian Laddusaw, General Manager
Rubidoux Community Services District

9. **ACTION / DISCUSSION ITEMS** (continued)

- D. **DM 2026-54**: Consider Approval of "Water for Tomorrow" School Art Contest Program

Rubidoux Community Services District

Board of Directors

Diana Leja, President
Leslie Altamirano, Vice-President
Bernard Murphy
John Skerbelis
Hank Trueba Jr.

General Manager

Brian R. Laddusaw



Water Resource Management Refuse Collection Street Lights Fire / Emergency Services Weed Abatement

DIRECTORS MEMORANDUM 2026-54

June 18, 2026

To: Rubidoux Community Services District
 Board of Directors

Subject: Consider Approval of “Water for Tomorrow” School Art Contest Program

BACKGROUND:

At the direction of the Board of Directors (“Board”) and in response to prior Board comments emphasizing expanded community engagement and youth outreach, staff has developed the “Water for Tomorrow” Art Contest as a structured educational and outreach program for students within the Rubidoux Community Services District (“District”) service area.

The intent of this program is to strengthen the District’s visibility within local schools while advancing core public education objectives related to water conservation, environmental stewardship, and sustainable water use. The program aligns with similar initiatives implemented by agencies such as the Metropolitan Water District of Southern California and other regional water agencies that utilize student-focused creative engagement as an effective outreach tool.

Water is a critical resource, and fostering early awareness among students is an important component of long-term conservation efforts. This program provides a structured platform for students to express their understanding of water-related issues through visual art while supporting educators with ready-to-use thematic content.

Program Overview

The “Water for Tomorrow” Art Contest is an annual, theme-based student art competition open to schools within the District’s service area, including but not limited to:

- Ina Arbuckle Elementary School

- Peralta Elementary School
- West Riverside Elementary School
- Pacific Avenue Academy of Music
- Rustic Lane Elementary School
- Mission Middle School
- Rubidoux High School

The contest theme will change annually and be announced at the beginning of the submission period.

Program Timeline

- **January – April:** Student submission period (during school year)
- **May:** Review and voting/judging period
- **June:** Announcement of winners and recognition

All submissions must be original student work and become the property of the District. Artwork will not be returned.

Guidelines Summary

The contest guidelines establish clear parameters to ensure fairness, consistency, and educational alignment:

1. Eligibility and Participation

- Open only to students within designated District-area schools
- Entries must be original work created solely by the student
- Submissions must be appropriate to the student's age, grade, and skill level

2. Artwork Requirements

- Size: 12" x 18" standard format
- Orientation: Landscape (horizontal only)
- Medium: White poster board or plain white drawing paper only
- Border: 1-inch clean white border required on all sides

3. Content Focus

Artwork must reflect water-related themes such as:

- Water conservation and efficiency
- Environmental stewardship and sustainability
- Water use in homes, schools, agriculture, industry, and recreation
- Public health, safety, and environmental protection
- Climate-related water challenges and solutions

A short slogan or message may be included but must be minimal and correctly spelled.

4. Approved and Prohibited Media

Approved media include crayons, markers, colored pencils, paints, watercolors, chalk, and cut paper/fabric.

Digital artwork and photography are not permitted.

5. Originality Standards

Submissions must be fully original. Traced work, copied designs, copyrighted characters, logos, or commercial imagery are strictly prohibited.

6. District Authority

The District reserves the right to review, question, or disqualify submissions where originality or compliance is in question.

Judging and Scoring Methodology

Entries will be evaluated by a panel consisting of water industry professionals, educators, and community members to ensure balanced perspective and relevance to educational goals.

Judging is based on a 100-point rubric allocated as follows:

- Theme Clarity – 20 points
- Creativity and Originality – 20 points
- Neatness and Overall Quality – 20 points
- Visual Impact – 20 points
- Water Conservation Message – 20 points

Each entry will undergo an eligibility screening prior to scoring to confirm compliance with submission requirements, including format, originality, and allowed media.

A structured disqualification checklist is used to ensure consistent enforcement of rules (e.g., incorrect size, prohibited media, non-original content, missing border, or copyrighted material).

Awards

Winners will be selected in each of the following grade categories:

- K–5
- 6–8
- 9–12

Each category will include:

- First Place: \$100
- Second Place: \$75
- Third Place: \$50

Budget Considerations

The “Water for Tomorrow” Art Contest is anticipated to have minimal fiscal impact to the District, with costs limited to outreach materials such as printed flyers, educational handouts, and paper supplies provided to participating schools upon request.

In addition, the program includes student recognition awards with a total annual prize allocation of \$675, distributed across three grade categories (K–5, 6–8, and 9–12), with first, second, and third place awards provided in each category.

Funding for this program will be supported through the District’s General Fund and will be drawn from either discretionary property tax revenues or interest income earned on those funds. The program is not funded by ratepayer revenues.

Staff time required for program coordination, outreach, and administration is anticipated to be absorbed within existing operational workloads and does not require additional staffing.

RECOMMENDATION:

Staff recommends that the Board of Directors approve the establishment and implementation of the “Water for Tomorrow” School Art Contest as presented.

Respectfully,



BRIAN R. LADDUSAW, CPA
General Manager

Attachment(s):

1. Water for Tomorrow Art Contest Guidelines
2. Water for Tomorrow Art Contest Educators Guidelines
3. Water for Tomorrow Art Contest Flyer
4. Water for Tomorrow Art Contest Judge’s Score Sheet

Attachment 1



Water for Tomorrow Art Contest Rubidoux Community Services District Guidelines

Water is essential to all life and helping students understand how to protect this vital resource is key to building a sustainable future. The Water for Tomorrow Art Contest supports educators in introducing important concepts such as water conservation, environmental stewardship, and sustainable practices through engaging, age-appropriate learning experiences and activities. By encouraging students to express their ideas through art, the contest inspires awareness, responsibility, and innovation while fostering a deeper appreciation for the role water plays in our communities and ecosystems.

Theme

- The theme changes each year and will be announced when the submission period opens.
- Artwork should clearly reflect the current theme (example: “*Being Water Wise Is...*”)

General Requirements

- Artwork must be original and created entirely by the student.
- Artwork should be appropriate for the student’s age, grade, and skill level.
- Submissions will only be accepted for schools located within our service area including:
 - Elementary Schools: Ina Arbuckle Elementary School, Peralta Elementary School, West Riverside Elementary School, Pacific Avenue Academy of Music, Rustic Lane Elementary School
 - Junior High / Middle Schools: Mission Middle School
 - High Schools: Rubidoux High School
- Submissions become the property of Rubidoux Community Services District and will not be returned.

Artwork Specifications

- Size: 12” x 18”
- Paper: White poster board or plain white drawing paper only (no lines)
- Orientation: Horizontal (landscape) only
- Border: Include a 1-inch blank (white) border on all sides

Art Content Guidelines

- Artwork should illustrate water use and/or water conservation such as:
 - Water use at home or school
 - Environmental or nature-related water use
 - Agriculture or industry

- Recreation
- Health, cleanliness, and safety
- Climate change and conservation actions
- A short message or slogan may be included:
 - Must be spelled correctly
 - Keep text minimal, artwork should communicate the message

Approved Art Media

- Students may use:
 - Crayons
 - Markers
 - Colored pencils
 - Paints or watercolors
 - Chalk
 - Cut paper or fabric

Prohibited Media

- The following are not allowed:
 - Digital artwork
 - Photography

Design Tips

- Use bold, bright, brilliant colors for the best visual impact
- Make artwork clear, neat, and easy to understand
- Focus on a strong, simple message

Originality Rules

- Only original student-created artwork will be accepted.
- Do not allow:
 - Traced artwork
 - Copied designs
 - Trademarked or copyrighted characters or slogans
 - Example: popular cartoon characters or commercial logos

Judging Criteria

- Entries will be evaluated by a panel of water professionals, educators, and community members based on:
 - Theme clarity
 - Neatness and overall quality

- Creativity and originality
- Disqualification Guidelines
- Entries may be disqualified if they:
 - Containing misspelled words
 - Include copied or non-original content
 - Use prohibited media such as digital art or photography
 - Do not follow required size, format, border, or orientation specifications

Funding

Funding for this program will come from the General Fund and will be supported either by discretionary property tax revenues or by interest income earned on those funds. This program will not be funded by ratepayer contributions.

Additional Information

- The Water for Tomorrow Art Contest will take place from January through April during the school year. Voting will occur in May, and winners will be announced in June.
- Paper may be requested by contacting the Rubidoux Community Services District.
- Grade categories are as follows: K–5, 6–8, and 9–12.
- One winner will be selected from each grade category.
 - Winners in each category will receive the following prizes:
 - First Place: \$100
 - Second Place: \$75
 - Third Place: \$50
- Rubidoux Community Services District reserves the right to question or disqualify any artwork that does not appear to be the student's own work.

Attachment 2



Water for Tomorrow Art Contest Rubidoux Community Services District Educators Guidelines

Water is essential to all life and helping students understand how to protect this vital resource is key to building a sustainable future. The Water for Tomorrow Art Contest Educators Guidelines are designed to support educators in introducing important concepts such as water conservation, environmental stewardship, and sustainable practices through engaging, age-appropriate learning experiences and activities. By encouraging students to express their ideas through art, the contest inspires awareness, responsibility, and innovation while fostering a deeper appreciation for the role water plays in our communities and ecosystems.

Theme

- The theme changes each year and will be announced when the submission period opens.
- Artwork should reflect the current theme (example: “*Being Water Wise Is...*”).

General Requirements

- Artwork must be original and created entirely by the student.
- Artwork should be appropriate for the student’s age, grade, and skill level.
- Submissions will only be accepted for schools located within our service area including:
 - Elementary Schools: Ina Arbuckle Elementary School, Peralta Elementary School, West Riverside Elementary School, Pacific Avenue Academy of Music, Rustic Lane Elementary School
 - Junior High / Middle Schools: Mission Middle School
 - High Schools: Rubidoux High School
- Submissions become the property of Rubidoux Community Services District and will not be returned.

Artwork Specifications

- Size: 12” x 18”
- Paper: White poster board or plain white drawing paper only (no lines)
- Orientation: Horizontal (landscape) only
- Border: Include a 1-inch blank (white) border on all sides

Art Content Guidelines

- Artwork should illustrate water use and/or water conservation, such as:
 - Water use at home or school
 - Environmental (nature) water use
 - Agriculture or industry

- Recreation
- Health, cleanliness, and safety
- Climate change and conservation actions
- A short message or slogan may be included:
 - Must be spelled correctly
 - Keep text minimal, artwork should communicate the message

Art Media

- Students may use:
 - Crayons
 - Markers
 - Colored pencils
 - Paints or watercolors
 - Chalk
 - Cut paper or fabric

Prohibited Media

- The following are not allowed:
 - Digital artwork
 - Photography

Design Tips

- Use bold, bright, brilliant colors for the best visual impact
- Make artwork clear, neat, and easy to understand
- Focus on a strong, simple message

Originality Rules

- Only original student-created artwork will be accepted.
- Do not allow:
 - Traced artwork
 - Copied designs
 - Trademarked or copyrighted characters or slogans
 - Example: popular cartoon characters or commercial logos

Judging Criteria

- Entries will be evaluated by a panel of water professionals, educators, and community members based on:
 - Theme clarity
 - Neatness and overall quality
 - Creativity and originality

- Disqualification Guidelines
- Entries may be disqualified if they:
 - Containing misspelled words
 - Include copied or non-original content
 - Use prohibited media such as digital art or photography
 - Do not follow required size, format, border, or orientation specifications

Additional Information

- The Water for Tomorrow Art Contest will take place from January through April during the school year. Voting will occur in May, and winners will be announced in June.
- Paper may be requested by contacting the Rubidoux Community Services District.
- Grade categories are as follows: K–5, 6–8, and 9–12.
- One winner will be selected from each grade category.
 - Winners in each category will receive the following prizes:
 - First Place: \$100
 - Second Place: \$75
 - Third Place: \$50
- Rubidoux Community Services District reserves the right to question or disqualify any artwork that does not appear to be the student's own work.

Attachment 3



WATER FOR TOMORROW... STUDENT ART CONTEST

ACCEPTING SUBMISSIONS
ENTER NOW!
DUE APRIL 30, 2027



ENTER FOR A CHANCE TO WIN A PRIZE!

FOR MORE INFORMATION VISIT:
RCSD.ORG



Attachment 4



Water for Tomorrow Art Contest - Judge's Score Sheet

Contest Purpose

The Water for Tomorrow Art Contest encourages students to explore the importance of water conservation, environmental stewardship, and sustainable practices through creative expression. Artwork should reflect the annual contest theme while promoting awareness of protecting water resources for future generations.

One winner will be selected from each grade category:

- **First Place:** \$100
- **Second Place:** \$75
- **Third Place:** \$50

Grade Categories:

- K-5
- 6-8
- 9-12

Judge Information

Judge Name: _____

Date: _____

Student Grade Category:

- K-5
- 6-8
- 9-12

Artwork Title (if provided) No.: _____

Eligibility & Submission Requirements Checklist

Theme & Message

Requirement	Yes	No
Artwork clearly reflects the current contest theme	<input type="checkbox"/>	<input type="checkbox"/>
Artwork communicates a water-related message	<input type="checkbox"/>	<input type="checkbox"/>
Visual message is easy to understand	<input type="checkbox"/>	<input type="checkbox"/>

Originality Verification

Requirement	Yes	No
Artwork appears to be original student work	<input type="checkbox"/>	<input type="checkbox"/>
No traced or copied artwork detected	<input type="checkbox"/>	<input type="checkbox"/>
No copyrighted or trademarked characters/logos used	<input type="checkbox"/>	<input type="checkbox"/>
Artwork appears age and grade appropriate	<input type="checkbox"/>	<input type="checkbox"/>

Artwork Specifications

Requirement	Yes	No
Artwork size is 12" x 18"	<input type="checkbox"/>	<input type="checkbox"/>
Artwork is horizontal (landscape) orientation	<input type="checkbox"/>	<input type="checkbox"/>
Artwork includes a 1-inch blank white border on all sides	<input type="checkbox"/>	<input type="checkbox"/>
Artwork is on white poster board or plain white drawing paper	<input type="checkbox"/>	<input type="checkbox"/>
No lined paper used	<input type="checkbox"/>	<input type="checkbox"/>

Approved Media

Requirement	Yes	No
Only approved art media used	<input type="checkbox"/>	<input type="checkbox"/>
No digital artwork used	<input type="checkbox"/>	<input type="checkbox"/>
No photography used	<input type="checkbox"/>	<input type="checkbox"/>

Approved Media Includes:

- Crayons, markers, colored pencils, paints or watercolors, chalk, cut paper or fabric

Text & Slogan Review (If Applicable)

Requirement	Yes	No
Spelling is correct	<input type="checkbox"/>	<input type="checkbox"/>
Text is minimal and supports artwork	<input type="checkbox"/>	<input type="checkbox"/>
Artwork visually communicates the main idea	<input type="checkbox"/>	<input type="checkbox"/>

Judging Criteria Scoring

Criteria	Score (1–20)
Theme Clarity	_____/20
Creativity & Originality	_____/20
Neatness & Overall Quality	_____/20
Visual Impact	_____/20
Water Conservation Message	_____/20

Total Score: _____ / 100

Disqualification Review

Entries may be disqualified for any of the following:

Disqualification Item	Yes	No
Contains misspelled words	<input type="checkbox"/>	<input type="checkbox"/>
Includes copied or non-original content	<input type="checkbox"/>	<input type="checkbox"/>
Uses prohibited media	<input type="checkbox"/>	<input type="checkbox"/>
Does not meet size requirements	<input type="checkbox"/>	<input type="checkbox"/>
Incorrect orientation	<input type="checkbox"/>	<input type="checkbox"/>
Missing required border	<input type="checkbox"/>	<input type="checkbox"/>
Contains copyrighted/trademarked material	<input type="checkbox"/>	<input type="checkbox"/>

Disqualified:

Yes

No

Reason (if applicable):

Judge Comments

9. **ACTION / DISCUSSION ITEMS** (continued)

- E. **DM 2026-55:** Authorization to Purchase Granular Activated Carbon Media for Well No. 2 Treatment Facility

Rubidoux Community Services District

Board of Directors

Diana Leja, President
Leslie Altamirano, Vice-President
Bernard Murphy
John Skerbelis
Hank Trueba Jr.

General Manager

Brian R. Laddusaw



Water Resource Management Refuse Collection Street Lights Fire / Emergency Services Weed Abatement

DIRECTORS MEMORANDUM 2026-55

June 18, 2026

To: Rubidoux Community Services District
 Board of Directors

Subject: Authorization to Purchase Granular Activated Carbon Media for Well No. 2 Treatment Facility

BACKGROUND:

Well No. 2 is located at the Rubidoux Community Services District's ("District") Operations and Administration Yard (3590 Rubidoux Blvd.) and is equipped with a Granular Activated Carbon (GAC) treatment system utilized for the removal of 1,2,3-Trichloropropane (1,2,3-TCP) and Per- and Polyfluoroalkyl Substances (PFAS) from groundwater produced by the well.

The treatment system consists of two GAC vessels designed to treat approximately 800 gallons per minute or approximately 1.152 million gallons a day. The vessels are owned by the District and are currently empty. In order to return the facility to service, new granular activated carbon media must be supplied, delivered, and loaded into both vessels.

The Well No. 2 treatment facility provides the District with an additional treated groundwater source and increases operational flexibility, particularly during periods of high demand, maintenance activities, or reduced production from other facilities.

District staff is currently soliciting proposals from multiple qualified activated carbon suppliers, including leading manufacturers and distributors serving the municipal drinking water industry. Staff anticipates receiving pricing and availability information prior to the Board meeting and expects the final cost of the project to be below the requested authorization amount.

Discussion

The District is seeking to procure approximately 1,334 cubic feet of NSF/ANSI 61 certified virgin bituminous coal-based activated carbon suitable for the removal of PFAS and 1,2,3-TCP.

The proposed work includes:

- Supply of new activated carbon media
- Delivery to the District
- Loading of media into both GAC vessels
- Startup support, if required
- Associated freight and installation costs

Based on recent market conditions and historical carbon replacement costs, staff estimates the total project cost to be less than \$140,000. However, given current supply chain conditions and the District's desire to return the facility to service as soon as practical, staff recommends obtaining Board authorization up to this amount to allow timely award and procurement.

As part of the solicitation, vendors have been asked to provide pricing for future carbon replacement services. Staff recommends securing these unit prices for a 24-month period to provide pricing certainty, streamline future procurement efforts, and reduce administrative costs associated with repeatedly soliciting proposals for routine media replacement. Future carbon replacement work would remain subject to available budget appropriations and annual Board-approved budgets.

Should the final proposal exceed the authorized amount, staff will return to the Board for additional direction.

Budget Considerations

The estimated cost of the project is anticipated to be less than \$140,000.

Funding for this project is available within the Fiscal Year 2025|26 Water Fund Budget under Operating Expenses – Treatment Media, Line No. 21 (Attachment 1). The current authorized budget amount is \$1,000,000, of which approximately \$200,000 has been appropriated year-to-date for Wells No. 4 and No. 6. This leaves approximately \$800,000 available within the current fiscal year budget, which is sufficient to support this funding request.

Staff is currently soliciting proposals from multiple qualified activated carbon suppliers and anticipates receiving competitive pricing prior to the Board meeting. The requested authorization amount is intended to provide sufficient flexibility to proceed with procurement and installation in a timely manner once proposals have been evaluated. Staff expects the final project cost to be below the requested authorization amount.

Completion of this project will allow the District to place the Well No. 2 treatment facility back into service, increasing available groundwater production capacity, improving operational flexibility, and enhancing overall system reliability.

RECOMMENDATION:

The General Manager recommends that the Board of Directors take the following actions:

1. Authorize the General Manager to procure and install granular activated carbon media for the Well No. 2 treatment facility in an amount not to exceed \$140,000.
2. Authorize the General Manager to execute all necessary purchase orders, agreements, and related documents required to complete the work.
3. Authorize the General Manager to utilize the selected vendor for future Well No. 2 carbon removal, disposal, replacement, and loading services for a period of 24 months from the date of award, utilizing the pricing structure submitted by the selected vendor, subject to available budget appropriations and annual budget approval by the Board of Directors.

Respectfully,



BRIAN R. LADDUSAW, CPA
General Manager

Attachment(s):

1. FY 2025|2026 Water Fund Budget (Page 5)

Note: Staff is currently soliciting quotations from qualified vendors for the supply of activated carbon. It is anticipated that proposals will be received prior to the Board meeting, at which time they will be distributed to the Board and made available for public review.

Attachment 1

Rubidoux Community Services District

Water Fund Budget

	Actual YTD April 2025	Annual Budget 2024/2025 ⁽¹⁾	Projected Year End 2024/2025	Favorable (Unfavorable) Variance	Audited 2023/2024	Adopted Budget 2025/2026
Operating Income						
1 Sales - Residential	\$ 5,503,075	\$ 6,559,000	\$ 6,808,890	\$ 249,890	\$ 5,993,514	\$ 7,183,379
2 Sales - Commercial	1,385,863	2,186,000	1,714,712	(471,288)	1,606,661	1,809,021
3 Sales - Late Charges	80,281	92,000	96,337	4,337	87,203	97,000
4 Sales - Service Charges	3,752	6,000	4,502	(1,498)	5,355	5,000
5 Sales - Reconnect Charge	28,900	33,000	34,680	1,680	31,900	35,000
6 Sales - Meters	25,095	95,000	30,114	(64,886)	16,070	95,000
7 Sales - Jumper Income	-	34,000	-	(34,000)	-	34,000
Total Operating Income	7,026,965	9,005,000	8,689,235	(315,765)	7,740,703	9,258,400
Other Income						
8 Interest Income	362,305	421,000	421,449	449	439,528	421,000
9 Miscellaneous Revenue	16,142	10,000	19,371	9,371	6,415	10,000
10 Interest Income: Non-Operational	107,904	107,000	129,485	22,485	108,915	129,000
11 Grant Income: Cal OES (LHMP)	-	43,875	-	(43,875)	-	43,875
Total Other Income	486,351	581,875	570,305	(11,570)	554,857	603,875
TOTAL WATER REVENUE	\$ 7,513,316	\$ 9,586,875	\$ 9,259,540	\$ (327,335)	\$ 8,295,560	\$ 9,862,275
Operating Expense						
12 Pump Energy Costs	\$ 516,725	\$ 605,000	\$ 620,070	\$ (15,070)	\$ 605,427	\$ 682,000
13 Water Analyses	153,757	243,000	184,508	58,492	221,544	188,000
14 Bad Debt Expense: Wtr	12,969	15,000	15,562	8,757	-	15,000
15 R & M Vehicle	36,772	31,000	44,126	(13,126)	35,319	45,000
16 R & M Equipment, Heavy	36,207	29,000	43,448	(14,448)	39,049	45,000
17 R & M Water System (includes asphalt)	469,170	523,000	563,004	(40,004)	683,807	580,000
18 R & M Office	11,186	7,000	13,423	(6,423)	3,585	14,000
19 Operating Expense	272,131	428,000	326,557	101,443	466,502	456,000
20 Op/Maint Wellhd Treat Facility (N03 Pit)	401,689	436,000	482,027	(46,027)	400,250	546,000
21 Operating Expense: Treatment Media	275,048	670,000	330,058	339,942	1,034,118	1,000,000
22 General Supplies & Expenses	6,705	7,000	8,046	(1,046)	6,249	8,000
23 Bank Service Charges	112,672	131,000	135,207	(4,207)	131,760	139,000
24 Chemical/Mineral Supplies	37,445	43,000	44,934	(1,934)	31,239	46,000
25 Regulatory Fee/State	2,998	24,000	3,597	20,403	14,012	4,000
26 Clothing/Shoe Expense	14,807	17,000	17,769	(769)	13,474	19,000
27 Employee Education and Training	35,771	31,000	42,925	(11,925)	32,687	25,000
28 Utilities	2,747	3,000	3,296	(296)	2,842	4,000
29 Telephone	3,260	4,000	3,912	88	4,123	5,000
30 Dues & Subscriptions	2,010	2,000	2,412	(412)	811	5,000
31 Licenses & Permits	67,737	38,000	81,284	(43,284)	53,845	38,000
32 Mileage & Conference Expense	507	5,000	608	4,392	-	7,000
33 Gasoline Expense	58,592	70,000	70,310	(310)	73,073	72,000
34 Liability Insurance	66,346	152,000	79,615	72,385	143,505	152,000
35 Attorney Fees	-	5,000	-	5,000	-	5,000
36 Consulting Fees: Grant Support Services	23,326	40,000	27,991	12,009	59,278	50,000
37 Consulting Fees: Cost of Svc Study(60%WF/40%SF)	2,004	-	2,405	(2,405)	6,948	-
38 Consulting Fees: Utility/Rate	-	15,000	-	15,000	-	15,000
39 Consulting Fees: LHMP (75%WF/25%SF)	-	48,750	-	48,750	-	48,750
40 Consulting Fees: Valve Turning Program	2,597	15,000	3,116	11,884	-	-
41 Consulting Fees: Operator Training/SOPs	2,661	40,000	3,193	36,807	52,605	40,000
42 Consulting Fees: Lead and Copper Service Line Inventory	14,175	31,000	17,010	13,990	21,000	-
43 Consulting Fees: Urban Water Management Plan update	-	20,000	-	20,000	-	20,000
44 Consulting Fees: Drought, Cons., Water Loss/Eff.	-	45,000	-	45,000	3,769	10,000
45 Mission Blvd. Mainline Flushing and Facilities	203	80,000	243	79,757	-	-
46 Engineering Fees: WTR	158,443	180,000	190,132	(10,132)	340,650	180,000
47 Engineering Fees: Master Plans	227	-	272	(272)	43,053	-

10. **DIRECTORS COMMENTS AND REQUESTS**

11. **NEXT MEETING**

Thursday, July 2, 2026, at 4:00 p.m.

12. ADJOURNMENT